

# ગુજરાતી અંકો

## Gujarati Numbers

Tracing & Counting Practice

૦ ૧ ૨ ૩ ૪

૫ ૬ ૭ ૮ ૯

0 1 2 3 4 5 6 7 8 9

For Kids Aged 4-7 • GSEB Std 1  
10 Digits • Tracing + Counting + 1-20 Bonus

**BAL GUJARATI**

balgujarati.com

# How to Use These Worksheets

---

## 1. Show the digit

Point to the big Gujarati digit at the top of the page.

## 2. Count the objects

Count the picture objects together to reinforce quantity.

## 3. Trace the gray digits

Have your child trace each light-gray digit slowly.

## 4. Write in boxes

Practice writing the digit independently in the empty boxes.

## 5. Practice on lines


Use the 4-line writing system for neat formation.

## 6. Say the word

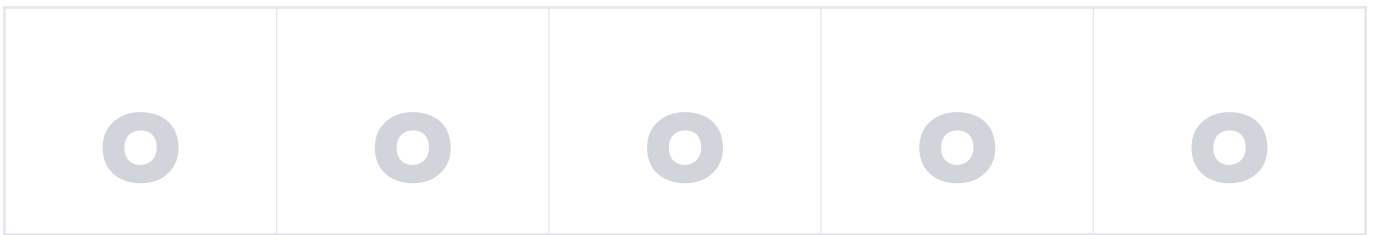
Say the Gujarati word — e.g., "■ is ■■■■ — five!"

### PARENT TIPS

- Start with 0-5, then 6-9. Master these before moving to 1-20.
- Practice counting daily: stairs, fingers, fruits, toys!
- Use both Gujarati (■■■■) and Arabic (123) digits when teaching.
- The 1-20 bonus pages at the end help build word recognition.




**STEP 1 — TRACE THE LIGHT GRAY DIGITS:**



**STEP 2 — WRITE THE DIGIT YOURSELF IN EACH BOX:**




**STEP 3 — KEEP PRACTICING ON THE LINES:**

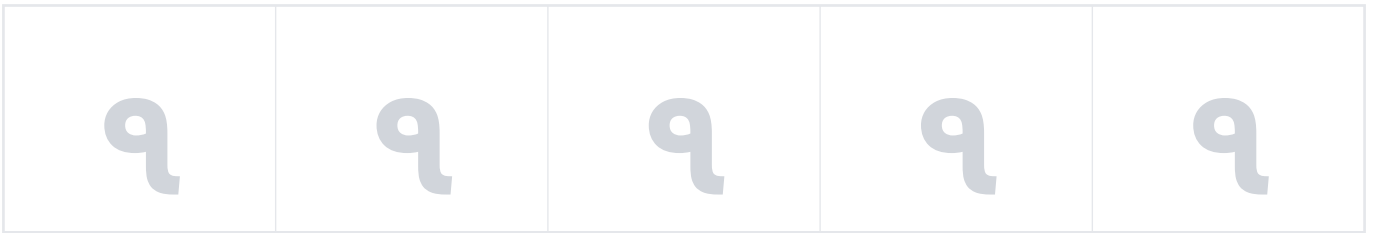


**GREAT JOB! Color a star for each digit you wrote:**







**STEP 1 — TRACE THE LIGHT GRAY DIGITS:**



**STEP 2 — WRITE THE DIGIT YOURSELF IN EACH BOX:**





**STEP 3 — KEEP PRACTICING ON THE LINES:**

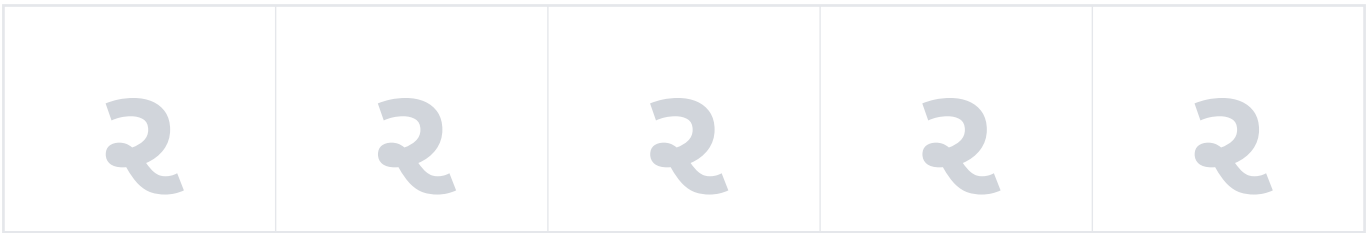


**GREAT JOB! Color a star for each digit you wrote:**







STEP 1 — TRACE THE LIGHT GRAY DIGITS:



STEP 2 — WRITE THE DIGIT YOURSELF IN EACH BOX:



STEP 3 — KEEP PRACTICING ON THE LINES:



GREAT JOB! Color a star for each digit you wrote:

$3 = 3$

SEE THIS:




COUNT THESE:



Count: 3

ત્રણ

STEP 1 — TRACE THE LIGHT GRAY DIGITS:



STEP 2 — WRITE THE DIGIT YOURSELF IN EACH BOX:

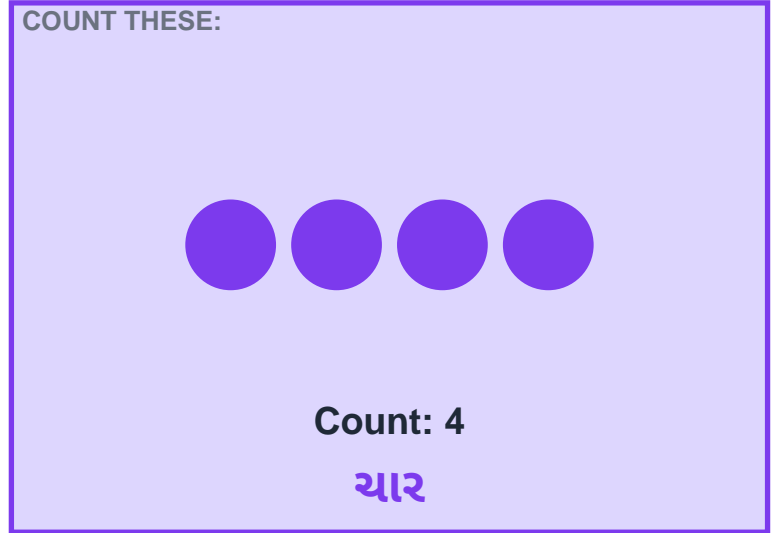

--	--	--	--	--

STEP 3 — KEEP PRACTICING ON THE LINES:

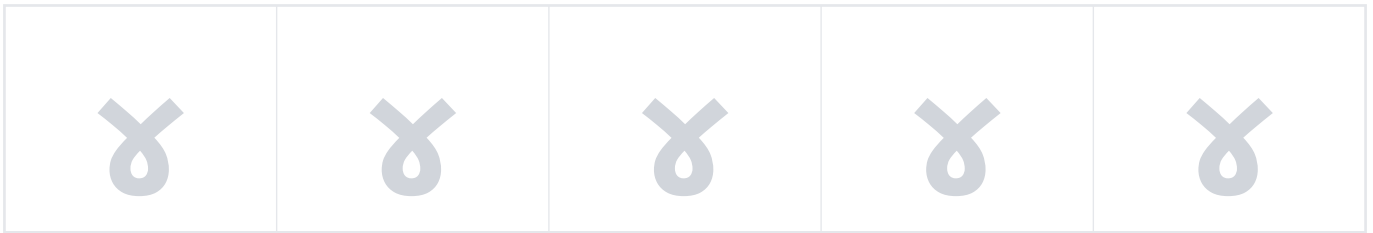
Handwriting practice lines consisting of solid top and bottom lines with a dashed middle line.

GREAT JOB! Color a star for each digit you wrote:







STEP 1 — TRACE THE LIGHT GRAY DIGITS:



STEP 2 — WRITE THE DIGIT YOURSELF IN EACH BOX:



STEP 3 — KEEP PRACTICING ON THE LINES:



GREAT JOB! Color a star for each digit you wrote:



SEE THIS:



COUNT THESE:



Count: 5  
પાંચ


STEP 1 — TRACE THE LIGHT GRAY DIGITS:



STEP 2 — WRITE THE DIGIT YOURSELF IN EACH BOX:

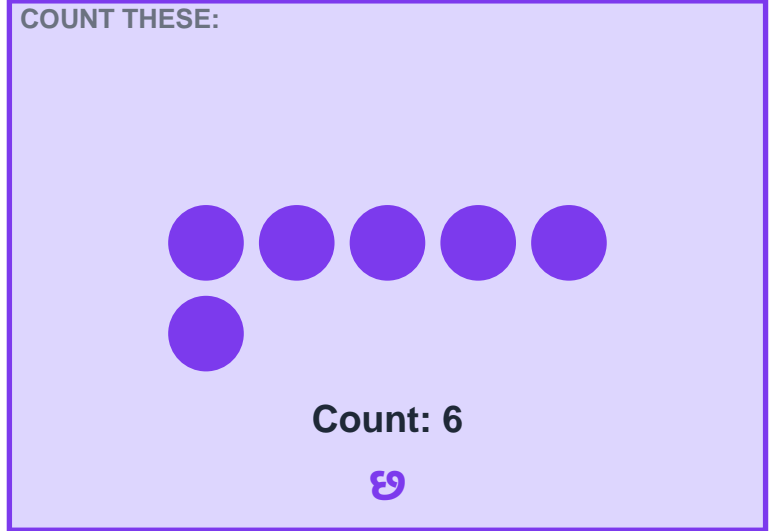



STEP 3 — KEEP PRACTICING ON THE LINES:




GREAT JOB! Color a star for each digit you wrote:







STEP 1 — TRACE THE LIGHT GRAY DIGITS:



STEP 2 — WRITE THE DIGIT YOURSELF IN EACH BOX:

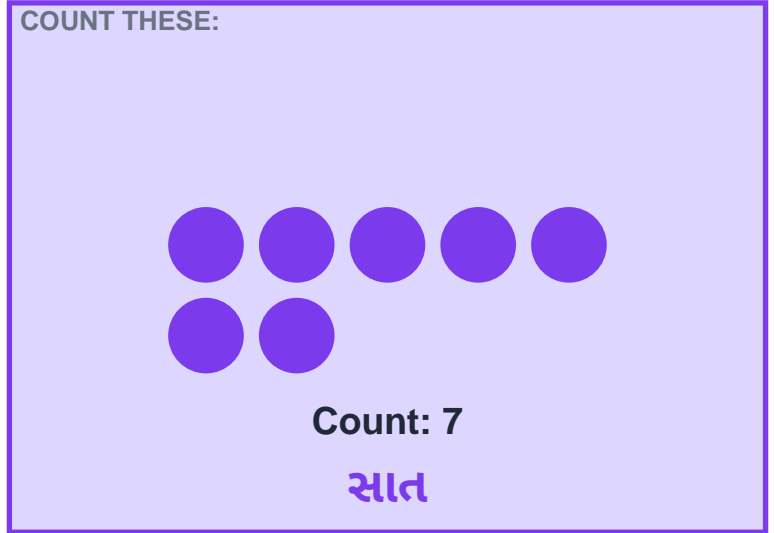



STEP 3 — KEEP PRACTICING ON THE LINES:

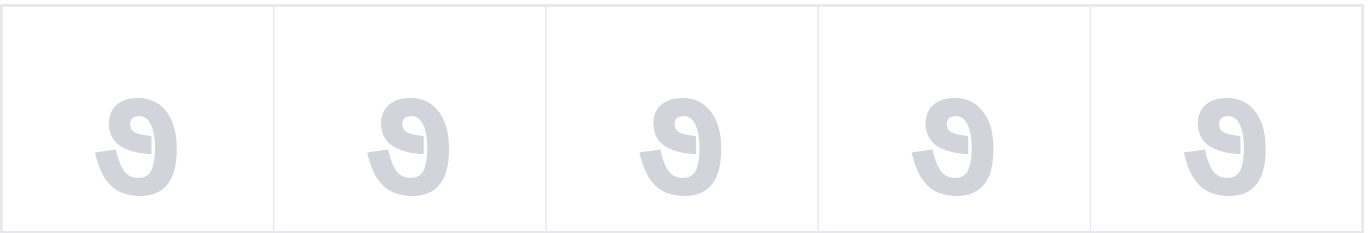


GREAT JOB! Color a star for each digit you wrote:






STEP 1 — TRACE THE LIGHT GRAY DIGITS:



STEP 2 — WRITE THE DIGIT YOURSELF IN EACH BOX:

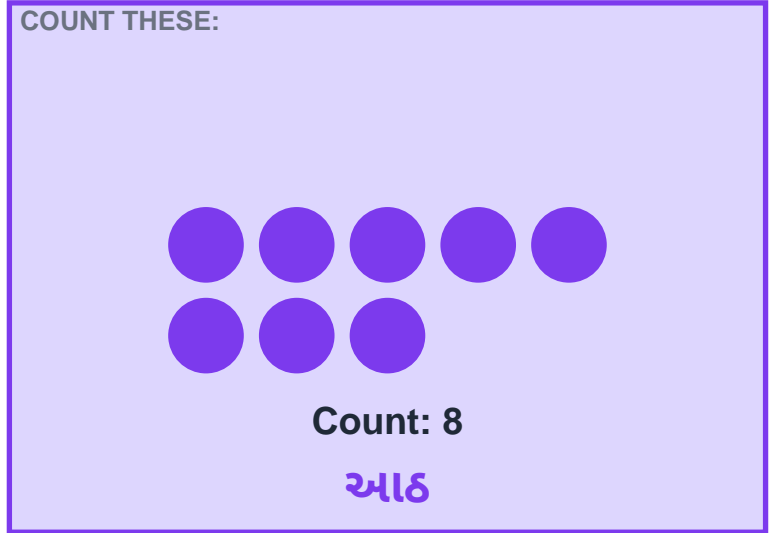



STEP 3 — KEEP PRACTICING ON THE LINES:

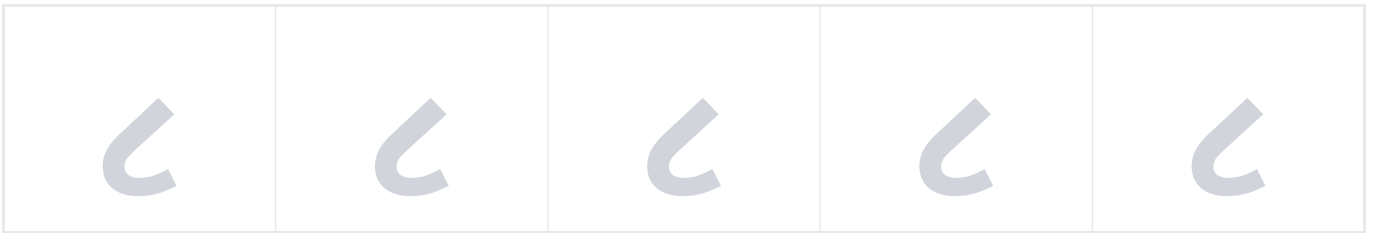


GREAT JOB! Color a star for each digit you wrote:







STEP 1 — TRACE THE LIGHT GRAY DIGITS:



STEP 2 — WRITE THE DIGIT YOURSELF IN EACH BOX:

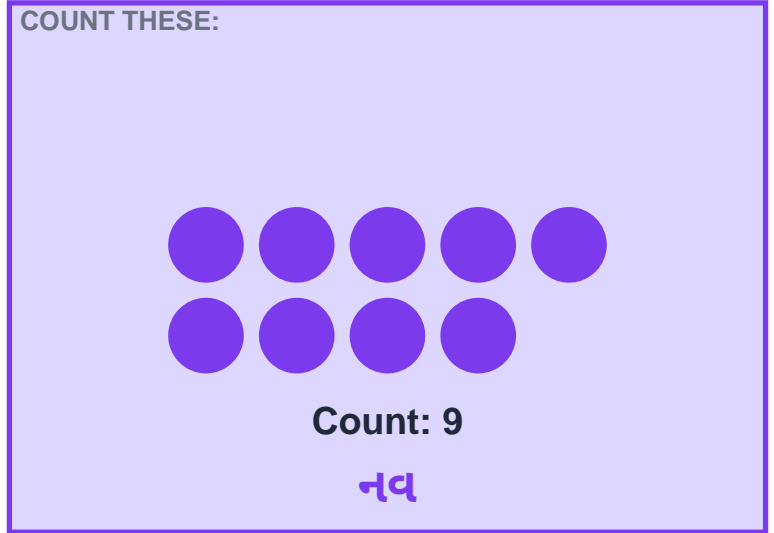



STEP 3 — KEEP PRACTICING ON THE LINES:

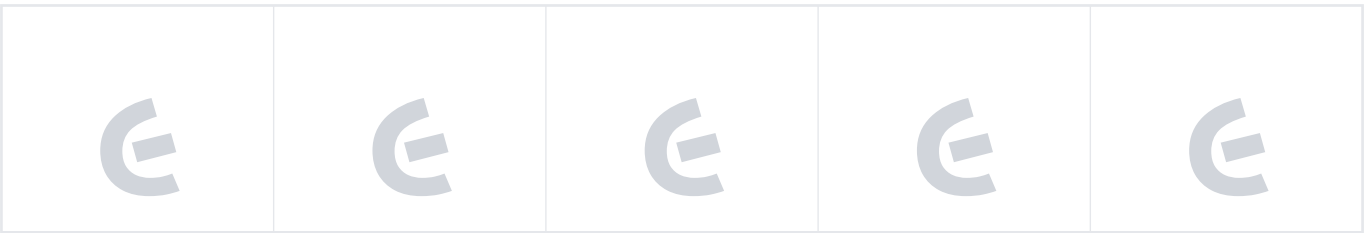


GREAT JOB! Color a star for each digit you wrote:






STEP 1 — TRACE THE LIGHT GRAY DIGITS:



STEP 2 — WRITE THE DIGIT YOURSELF IN EACH BOX:



STEP 3 — KEEP PRACTICING ON THE LINES:



GREAT JOB! Color a star for each digit you wrote:




See each number, read the Gujarati word, and trace the digit:

<p>૧ (1) એક</p> <p>trace → ૧</p>	<p>૨ (2) બે</p> <p>trace → ૨</p>	<p>૩ (3) ત્રણ</p> <p>trace → ૩</p>	<p>૪ (4) ચાર</p> <p>trace → ૪</p>
<p>૫ (5) પાંચ</p> <p>trace → ૫</p>	<p>૬ (6) છ</p> <p>trace → ૬</p>	<p>૭ (7) સાત</p> <p>trace → ૭</p>	<p>૮ (8) આઠ</p> <p>trace → ૮</p>
<p>૯ (9) નવ</p> <p>trace → ૯</p>	<p>૧૦ (10) દસ</p> <p>trace → ૧૦</p>	<p>૧૧ (11) અગચાર</p> <p>trace → ૧૧</p>	<p>૧૨ (12) બાર</p> <p>trace → ૧૨</p>
<p>૧૩ (13) તેર</p> <p>trace → ૧૩</p>	<p>૧૪ (14) ચૌદ</p> <p>trace → ૧૪</p>	<p>૧૫ (15) પંદર</p> <p>trace → ૧૫</p>	<p>૧૬ (16) સોળ</p> <p>trace → ૧૬</p>
<p>૧૭ (17) સત્તર</p> <p>trace → ૧૭</p>	<p>૧૮ (18) અઠાર</p> <p>trace → ૧૮</p>	<p>૧૯ (19) આગણીસ</p> <p>trace → ૧૯</p>	<p>૨૦ (20) વીસ</p> <p>trace → ૨૦</p>


Count the objects in each box, then write the answer in Gujarati!

**CHALLENGE 1**




Write the count:

**CHALLENGE 2**




Write the count:

**CHALLENGE 3**




Write the count:

**CHALLENGE 4**




Write the count:

**CHALLENGE 5**



Write the count:

**CHALLENGE 6**



Write the count: