

ગુજરાતી સ્વર

Gujarati Vowels

DETAILED WORKSHEETS — Complete Pack

3 pages per letter • 6 activity types

અ આ ઇ ઈ ઉ ઊ ઋ
એ ઐ ઓ ઔ અં અઃ

ACTIVITIES INCLUDED:

- ✓ Letter Recognition (Circle the letter)
- ✓ Letter Formation (Stroke order)
 - ✓ Coloring the Letter
- ✓ Word Building (4 example words per letter)
- ✓ Picture-Letter Matching (with line drawing)
 - ✓ Fill-in-the-Blanks
- ✓ Word Copying Practice
- ✓ Creative Drawing

For Kids Aged 4-7 • GSEB Std 1

13 letters × 3 pages = 39 worksheet pages

BAL GUJARATI • balgujarati.com

How to Use This Worksheet Pack

Each letter has 3 pages:

PAGE 1 — RECOGNITION & FORMATION

Color the letter • Stroke order • Circle the letter • Trace • Write freely

PAGE 2 — WORDS & MATCHING

4 example words • Fill-in-the-blanks • Match word to meaning (draw lines)

PAGE 3 — MASTERY & CREATIVITY

4-line writing practice • Word copying • Draw something with the letter

PARENT TIPS

- One letter per day or per week — take time to master each one!
- Page 1 in the morning, Page 2 after a break, Page 3 next day.
- Praise effort, not just neatness. Color pencils make it fun!
- Read example words aloud together to build vocabulary.
- The drawing activity is open-ended — anything imaginative is great.
- Display completed pages to celebrate progress!

CONTENTS: 13 letters × 3 pages = 39 worksheets

1 COLOR THE BIG LETTER (use your favorite colors!)



→ Color inside the lines!

HOW TO WRITE:



Start from the top curve, then add the vertical line on the right.

3 CIRCLE EVERY અ YOU SEE BELOW

આ અ એ અ ઈ અ ઓ અ

→ Use a colored pencil to circle each અ!

4 TRACE THE LETTER THREE TIMES



5 NOW WRITE અ ON YOUR OWN!

--	--	--	--	--	--

YOU DID PAGE 1! Color one star:



1 WORDS THAT START WITH અ

અનાજ

(grain)

practice writing:

અરીસો

(mirror)

practice writing:

અંગૂર

(grapes)

practice writing:

અડધો

(half)

practice writing:

2 FILL IN THE MISSING LETTER

અ_જ

(grain)

missing letter:

અ_સો

(mirror)

missing letter:

અ_ગૂર

(grapes)

missing letter:

અ_ધો

(half)

missing letter:

→ Write the missing letter in each small box! (Hint: the underscore _ is where it goes)

3 DRAW A LINE TO MATCH WORD TO MEANING

અનાજ



● half

અરીસો



● mirror

અંગૂર



● grain

અડધો



● grapes

→ Draw a line from each Gujarati word to its English meaning!

YOU DID PAGE 2! Color another star:



1 PRACTICE અ ON THE 4-LINE WRITING SYSTEM

અ

2 COPY EACH WORD TWICE

અનાજ

(grain)

અરીસો

(mirror)

અંગૂર

(grapes)

અડધો

(half)

3 DRAW SOMETHING THAT STARTS WITH અ

Draw your picture here!

Hint: try drawing grain, mirror, or anything else!

YOU MASTERED અ! Color all three stars:



1 COLOR THE BIG LETTER (use your favorite colors!)



→ Color inside the lines!

HOW TO WRITE:



Write ■ first, then add the ■ matra (vertical line) on the right.

3 CIRCLE EVERY આ YOU SEE BELOW

અ આ આ એ આ ઈ આ અ

→ Use a colored pencil to circle each આ!

4 TRACE THE LETTER THREE TIMES



5 NOW WRITE આ ON YOUR OWN!

--	--	--	--	--	--

YOU DID PAGE 1! Color one star:



1 WORDS THAT START WITH આ

આંખ

(eye)

practice writing:

આકાશ

(sky)

practice writing:

આંબો

(mango tree)

practice writing:

આગ

(fire)

practice writing:

2 FILL IN THE MISSING LETTER

આ_ખ

(eye)

missing letter:

આ_શ

(sky)

missing letter:

આ_બો

(mango tree)

missing letter:

આ_

(fire)

missing letter:

→ Write the missing letter in each small box! (Hint: the underscore _ is where it goes)

3 DRAW A LINE TO MATCH WORD TO MEANING

આંખ



● fire

આકાશ



● sky

આંબો



● eye

આગ



● mango tree

→ Draw a line from each Gujarati word to its English meaning!

YOU DID PAGE 2! Color another star:



1 PRACTICE આ ON THE 4-LINE WRITING SYSTEM

આ

Blank 4-line writing system for practicing the Gujarati character 'આ'.

2 COPY EACH WORD TWICE

આંખ	(eye)	_____	_____
આકાશ	(sky)	_____	_____
આંબો	(mango tree)	_____	_____
આગ	(fire)	_____	_____

3 DRAW SOMETHING THAT STARTS WITH આ

Draw your picture here!

Hint: try drawing eye, sky, or anything else!

YOU MASTERED આ! Color all three stars: ○ ○ ○

1 COLOR THE BIG LETTER (use your favorite colors!)



→ Color inside the lines!

HOW TO WRITE:




Three short strokes: top horizontal, vertical down, then curl.

3 CIRCLE EVERY ઇ YOU SEE BELOW

ઇ ઇ આ ઇ એ ઇ ઇ ઐ

→ Use a colored pencil to circle each ઇ!

4 TRACE THE LETTER THREE TIMES



5 NOW WRITE ઇ ON YOUR OWN!

--	--	--	--	--	--

YOU DID PAGE 1! Color one star:



1 WORDS THAT START WITH ઇ
ઇમારત

(building)

practice writing:

ઇલા

(name)

practice writing:

ઇચ્છા

(wish)

practice writing:

ઇડલી

(idli)

practice writing:

2 FILL IN THE MISSING LETTER
ઇ_રત

(building)

missing letter:

ઇ_ા

(name)

missing letter:

ઇ_છા

(wish)

missing letter:

ઇ_લી

(idli)

missing letter:

→ Write the missing letter in each small box! (Hint: the underscore _ is where it goes)

3 DRAW A LINE TO MATCH WORD TO MEANING
ઇમારત

● idli
ઇલા

● name
ઇચ્છા

● building
ઇડલી

● wish

→ Draw a line from each Gujarati word to its English meaning!

YOU DID PAGE 2! Color another star:


1 PRACTICE ઇ ON THE 4-LINE WRITING SYSTEM

2 COPY EACH WORD TWICE

ઇમારત

(building)

ઇલા

(name)

ઇચ્છા

(wish)

ઇડલી

(idli)

3 DRAW SOMETHING THAT STARTS WITH ઇ


Draw your picture here!

Hint: try drawing building, name, or anything else!

YOU MASTERED ઇ! Color all three stars:




1 COLOR THE BIG LETTER (use your favorite colors!)



→ Color inside the lines!

HOW TO WRITE:




Like ■ but with an extra small line on top (the long ee mark).

3 CIRCLE EVERY ઈ YOU SEE BELOW

ઈ ઈ આ ઈ ઐ ઈ ઈ ઊ

→ Use a colored pencil to circle each ઈ!

4 TRACE THE LETTER THREE TIMES



5 NOW WRITE ઈ ON YOUR OWN!

--	--	--	--	--	--

YOU DID PAGE 1! Color one star:



1 WORDS THAT START WITH ઈ

ઈડું

(egg)

practice writing:

ઈલેક્ટ્રીસીટી

(electricity)

practice writing:

ઈશ્વર

(God)

practice writing:

ઈટ

(brick)

practice writing:

2 FILL IN THE MISSING LETTER

ઈ_ડું

(egg)

missing letter:

ઈ_ક્ટ્રીસીટી

(electricity)

missing letter:

ઈ_વર

(God)

missing letter:

ઈ_

(brick)

missing letter:

→ Write the missing letter in each small box! (Hint: the underscore _ is where it goes)

3 DRAW A LINE TO MATCH WORD TO MEANING

ઈડું



brick

ઈલેક્ટ્રીસીટી



electricity

ઈશ્વર



egg

ઈટ



God

→ Draw a line from each Gujarati word to its English meaning!

YOU DID PAGE 2! Color another star:



1 PRACTICE ઈ ON THE 4-LINE WRITING SYSTEM

ઈ

2 COPY EACH WORD TWICE

ઇડુ

(egg)

ઈલેક્ટ્રીસીટી

(electricity)

ઈશ્વર

(God)

ઈટ

(brick)

3 DRAW SOMETHING THAT STARTS WITH ઈ

Draw your picture here!

Hint: try drawing egg, electricity, or anything else!

YOU MASTERED ઈ! Color all three stars:



1 COLOR THE BIG LETTER (use your favorite colors!)



→ Color inside the lines!

HOW TO WRITE:



Start with a curve at top, then a hook below opening to the right.

3 CIRCLE EVERY ુ YOU SEE BELOW

ઉ ુ આ ુ ઓ ુ ુ ઓ

→ Use a colored pencil to circle each ુ!

4 TRACE THE LETTER THREE TIMES



5 NOW WRITE ુ ON YOUR OWN!

--	--	--	--	--	--

YOU DID PAGE 1! Color one star:



1 WORDS THAT START WITH ઉ

ઉદર

(mouse)

practice writing:

ઉનાળો

(summer)

practice writing:

ઉપર

(above)

practice writing:

ઉલ્લુ

(owl)

practice writing:

2 FILL IN THE MISSING LETTER

ઉ_દર

(mouse)

missing letter:

ઉ_નાળો

(summer)

missing letter:

ઉ_ર

(above)

missing letter:

ઉ_લ્લુ

(owl)

missing letter:

→ Write the missing letter in each small box! (Hint: the underscore _ is where it goes)

3 DRAW A LINE TO MATCH WORD TO MEANING

ઉદર



owl

ઉનાળો



summer

ઉપર



mouse

ઉલ્લુ



above

→ Draw a line from each Gujarati word to its English meaning!

YOU DID PAGE 2! Color another star:



1 PRACTICE ૩ ON THE 4-LINE WRITING SYSTEM

૩

2 COPY EACH WORD TWICE

ઉદર

(mouse)

ઉનાળો

(summer)

ઉપર

(above)

ઉલ્લુ

(owl)

3 DRAW SOMETHING THAT STARTS WITH ૩

Draw your picture here!

Hint: try drawing mouse, summer, or anything else!

YOU MASTERED ૩! Color all three stars:



1 COLOR THE BIG LETTER (use your favorite colors!)



→ Color inside the lines!

HOW TO WRITE:



Like ■ but with an extra mark on top (long oo sound).

3 CIRCLE EVERY ૐ YOU SEE BELOW

૩ ૐ આ ૐ ઓ ૐ ૐ ઓ

→ Use a colored pencil to circle each ૐ!

4 TRACE THE LETTER THREE TIMES



5 NOW WRITE ૐ ON YOUR OWN!

--	--	--	--	--	--

YOU DID PAGE 1! Color one star:



1 WORDS THAT START WITH ઊ

ઊન
(wool)

practice writing: _____

ઊંધ
(sleep)

practice writing: _____

ઊંટ
(camel)

practice writing: _____

ઊગે
(rises)

practice writing: _____

2 FILL IN THE MISSING LETTER

ઊ_
(wool)

missing letter:

ઊ_ધ
(sleep)

missing letter:

ઊ_ટ
(camel)

missing letter:

ઊ_
(rises)

missing letter:

→ Write the missing letter in each small box! (Hint: the underscore _ is where it goes)

3 DRAW A LINE TO MATCH WORD TO MEANING

ઊન	●		●	rises
ઊંધ	●		●	sleep
ઊંટ	●		●	wool
ઊગે	●		●	camel

→ Draw a line from each Gujarati word to its English meaning!

YOU DID PAGE 2! Color another star:



1 PRACTICE ઊ ON THE 4-LINE WRITING SYSTEM

Four sets of 4-line writing systems (top solid, middle dashed, bottom solid, bottom dashed) for practicing the Gujarati character 'ઊ'. A large, light grey 'ઊ' is shown at the beginning of the first set.

2 COPY EACH WORD TWICE

ઊન	(wool)	_____	_____
ઊંધ	(sleep)	_____	_____
ઊટ	(camel)	_____	_____
ઊગે	(rises)	_____	_____

3 DRAW SOMETHING THAT STARTS WITH ઊ

Draw your picture here!

Hint: try drawing wool, sleep, or anything else!

YOU MASTERED ઊ! Color all three stars: ○ ○ ○

1 COLOR THE BIG LETTER (use your favorite colors!)



→ Color inside the lines!

HOW TO WRITE:




A unique letter - draw the curl carefully. Rare but important!

3 CIRCLE EVERY રુ YOU SEE BELOW



→ Use a colored pencil to circle each રુ!

4 TRACE THE LETTER THREE TIMES



5 NOW WRITE રુ ON YOUR OWN!

--	--	--	--	--	--

YOU DID PAGE 1! Color one star:



1 WORDS THAT START WITH ૪

૪ષિ

(sage)

practice writing:

૪તુ

(season)

practice writing:

૪ણ

(debt)

practice writing:

૪ગ્વેદ

(Rigveda)

practice writing:

2 FILL IN THE MISSING LETTER

૪_િ

(sage)

missing letter:

૪_ુ

(season)

missing letter:

૪_

(debt)

missing letter:

૪_વેદ

(Rigveda)

missing letter:

→ Write the missing letter in each small box! (Hint: the underscore _ is where it goes)

3 DRAW A LINE TO MATCH WORD TO MEANING

૪ષિ



● Rigveda

૪તુ



● season

૪ણ



● sage

૪ગ્વેદ



● debt

→ Draw a line from each Gujarati word to its English meaning!

YOU DID PAGE 2! Color another star:





1 PRACTICE ✨ ON THE 4-LINE WRITING SYSTEM

✨

2 COPY EACH WORD TWICE

ઋષિ	(sage)	_____	_____
ઋતુ	(season)	_____	_____
ઋણ	(debt)	_____	_____
ઋગ્વેદ	(Rigveda)	_____	_____


3 DRAW SOMETHING THAT STARTS WITH ✨

Draw your picture here!

Hint: try drawing sage, season, or anything else!


YOU MASTERED ✨! Color all three stars: ○ ○ ○

1 COLOR THE BIG LETTER (use your favorite colors!)



→ Color inside the lines!

HOW TO WRITE:



Two strokes meeting at top, with a small loop or curve.

3 CIRCLE EVERY એ YOU SEE BELOW

અ એ એ ઈ એ એ આ

→ Use a colored pencil to circle each એ!

4 TRACE THE LETTER THREE TIMES



5 NOW WRITE એ ON YOUR OWN!

--	--	--	--	--	--

YOU DID PAGE 1! Color one star:



1 WORDS THAT START WITH એ

એક

(one)

practice writing:

એપ્રિલિ

(April)

practice writing:

એરપોર્ટ

(airport)

practice writing:

એંગલ

(angle)

practice writing:

2 FILL IN THE MISSING LETTER

એ_

(one)

missing letter:

એ_રિલિ

(April)

missing letter:

એ_પોર્ટ

(airport)

missing letter:

એ_ગલ

(angle)

missing letter:

→ Write the missing letter in each small box! (Hint: the underscore _ is where it goes)

3 DRAW A LINE TO MATCH WORD TO MEANING

એક



● angle

એપ્રિલિ



● April

એરપોર્ટ



● one

એંગલ



● airport

→ Draw a line from each Gujarati word to its English meaning!

YOU DID PAGE 2! Color another star:



1 PRACTICE એ ON THE 4-LINE WRITING SYSTEM

એ

2 COPY EACH WORD TWICE

એક

(one)

એપ્રિલ

(April)

એરપોર્ટ

(airport)

એંગલ

(angle)

3 DRAW SOMETHING THAT STARTS WITH એ

Draw your picture here!

Hint: try drawing one, April, or anything else!

YOU MASTERED એ! Color all three stars:




1 COLOR THE BIG LETTER (use your favorite colors!)



→ Color inside the lines!

HOW TO WRITE:



Like ા with an extra stroke on top (ai sound).

3 CIRCLE EVERY ઐ YOU SEE BELOW

એ ઐ આ ઐ અ ઐ ઐ ઐ

→ Use a colored pencil to circle each ઐ!

4 TRACE THE LETTER THREE TIMES



5 NOW WRITE ઐ ON YOUR OWN!

--	--	--	--	--	--

YOU DID PAGE 1! Color one star:



1 WORDS THAT START WITH ઐ

ઐરાવત

(elephant (mythical))

practice writing:

ઐનક

(spectacles)

practice writing:

ઐતહાસકિ

(historical)

practice writing:

ઐશ્વર્ય

(wealth)

practice writing:

2 FILL IN THE MISSING LETTER

ઐ_વત

(elephant (mythical))

missing letter:

ઐ_ક

(spectacles)

missing letter:

ઐ_હાસકિ

(historical)

missing letter:

ઐ_વર્ય

(wealth)

missing letter:

→ Write the missing letter in each small box! (Hint: the underscore _ is where it goes)

3 DRAW A LINE TO MATCH WORD TO MEANING

ઐરાવત



wealth

ઐનક



spectacles

ઐતહાસકિ



elephant (mythical)

ઐશ્વર્ય



historical

→ Draw a line from each Gujarati word to its English meaning!

YOU DID PAGE 2! Color another star:



1 PRACTICE એ ON THE 4-LINE WRITING SYSTEM

એ

2 COPY EACH WORD TWICE

અરાવત

(elephant (mythical))

એનક

(spectacles)

એતહિસકિ

(historical)

એશ્વર્ય

(wealth)

3 DRAW SOMETHING THAT STARTS WITH એ**Draw your picture here!**

Hint: try drawing elephant (mythical), spectacles, or anything else!

YOU MASTERED એ! Color all three stars:



1 COLOR THE BIG LETTER (use your favorite colors!)



→ Color inside the lines!

HOW TO WRITE:



A loop with strokes - practice the round shape carefully.

3 CIRCLE EVERY ઓ YOU SEE BELOW

ઔ ઓ આ ઓ ઉ ઓ ઓ ઊ

→ Use a colored pencil to circle each ઓ!

4 TRACE THE LETTER THREE TIMES



5 NOW WRITE ઓ ON YOUR OWN!

--	--	--	--	--	--

YOU DID PAGE 1! Color one star:



1 WORDS THAT START WITH ઓ

ઓઢણી

(shawl)

practice writing:

ઓરડો

(room)

practice writing:

ઓટલો

(porch)

practice writing:

ઓગસ્ટ

(August)

practice writing:

2 FILL IN THE MISSING LETTER

ઓ_ણી

(shawl)

missing letter:

ઓ_ડો

(room)

missing letter:

ઓ_લો

(porch)

missing letter:

ઓ_સ્ટ

(August)

missing letter:

→ Write the missing letter in each small box! (Hint: the underscore _ is where it goes)

3 DRAW A LINE TO MATCH WORD TO MEANING

ઓઢણી



● August

ઓરડો



● room

ઓટલો



● shawl

ઓગસ્ટ



● porch

→ Draw a line from each Gujarati word to its English meaning!

YOU DID PAGE 2! Color another star:



1 PRACTICE ઓ ON THE 4-LINE WRITING SYSTEM

ઓ

2 COPY EACH WORD TWICE

આંઢણી

(shawl)

ઓરડો

(room)

ઓટલો

(porch)

ઓગસ્ટ

(August)

3 DRAW SOMETHING THAT STARTS WITH ઓ

Draw your picture here!

Hint: try drawing shawl, room, or anything else!

YOU MASTERED ઓ! Color all three stars:



1 COLOR THE BIG LETTER (use your favorite colors!)



→ Color inside the lines!

HOW TO WRITE:



Like ણ with an extra stroke on top (au sound).

3 CIRCLE EVERY ઔ YOU SEE BELOW

ઓ ઔ આ ઔ એ ઔ ઔ ઐ

→ Use a colored pencil to circle each ઔ!

4 TRACE THE LETTER THREE TIMES



5 NOW WRITE ઔ ON YOUR OWN!

--	--	--	--	--	--

YOU DID PAGE 1! Color one star:



1 WORDS THAT START WITH ઔ

ઔષધિ

(medicine)

practice writing:

ઔદ્યોગિકિ

(industrial)

practice writing:

ઔપચારકિ

(formal)

practice writing:

ઔરત

(woman)

practice writing:

2 FILL IN THE MISSING LETTER

ઔ_ધિ

(medicine)

missing letter:

ઔ_યોગકિ

(industrial)

missing letter:

ઔ_ચારકિ

(formal)

missing letter:

ઔ_ત

(woman)

missing letter:

→ Write the missing letter in each small box! (Hint: the underscore _ is where it goes)

3 DRAW A LINE TO MATCH WORD TO MEANING

ઔષધિ



woman

ઔદ્યોગકિ



industrial

ઔપચારકિ



medicine

ઔરત



formal

→ Draw a line from each Gujarati word to its English meaning!

YOU DID PAGE 2! Color another star:



1 PRACTICE ઔ ON THE 4-LINE WRITING SYSTEM

ઔ

2 COPY EACH WORD TWICE

ઔષધિ

(medicine)

ઔદ્યોગિક

(industrial)

ઔપચારિક

(formal)

ઔરત

(woman)

3 DRAW SOMETHING THAT STARTS WITH ઔ

Draw your picture here!

Hint: try drawing medicine, industrial, or anything else!

YOU MASTERED ઔ! Color all three stars:



1 COLOR THE BIG LETTER (use your favorite colors!)



→ Color inside the lines!

HOW TO WRITE:



Write ■ and add an anusvara (dot) on top.

3 CIRCLE EVERY અં YOU SEE BELOW

અ અં આ અં એ અં અં ઈ

→ Use a colored pencil to circle each અં!

4 TRACE THE LETTER THREE TIMES



5 NOW WRITE અં ON YOUR OWN!

--	--	--	--	--	--

YOU DID PAGE 1! Color one star:



1 WORDS THAT START WITH અં

અંગૂર

(grapes)

practice writing:

અંબા

(Mother (deity))

practice writing:

અંત

(end)

practice writing:

અંધારું

(darkness)

practice writing:

2 FILL IN THE MISSING LETTER

અં_ૂર

(grapes)

missing letter:

અં_ા

(Mother (deity))

missing letter:

અં_ં

(end)

missing letter:

અં_ાડું

(darkness)

missing letter:

→ Write the missing letter in each small box! (Hint: the underscore _ is where it goes)

3 DRAW A LINE TO MATCH WORD TO MEANING

અંગૂર



darkness

અંબા



Mother (deity)

અંત



grapes

અંધારું



end

→ Draw a line from each Gujarati word to its English meaning!

YOU DID PAGE 2! Color another star:



1 PRACTICE અં ON THE 4-LINE WRITING SYSTEM

અં

2 COPY EACH WORD TWICE

અગૂર

(grapes)

અંબા

(Mother (deity))

અંત

(end)

અંધારું

(darkness)

3 DRAW SOMETHING THAT STARTS WITH અં

Draw your picture here!

Hint: try drawing grapes, Mother (deity), or anything else!

YOU MASTERED અં! Color all three stars:



1 COLOR THE BIG LETTER (use your favorite colors!)



→ Color inside the lines!

HOW TO WRITE:



Write ■ and add visarga (two dots) on the right.

3 CIRCLE EVERY અ: YOU SEE BELOW

અ અ: આ અ: એ અ: અં અ:

→ Use a colored pencil to circle each અ:!

4 TRACE THE LETTER THREE TIMES



5 NOW WRITE અ: ON YOUR OWN!

Six empty boxes for independent writing practice of the Gujarati letter 'અ:'.

YOU DID PAGE 1! Color one star:



1 WORDS THAT START WITH અ:

દુઃખ

(sorrow)

practice writing:

પુન:

(again)

practice writing:

અંત:

(inner)

practice writing:

સ્વ:

(self)

practice writing:

2 FILL IN THE MISSING LETTER

દુ_ખ

(sorrow)

missing letter:

પુ_

(again)

missing letter:

અં_

(inner)

missing letter:

સ્વ_

(self)

missing letter:

→ Write the missing letter in each small box! (Hint: the underscore _ is where it goes)

3 DRAW A LINE TO MATCH WORD TO MEANING

દુઃખ



● self

પુન:



● again

અંત:



● sorrow

સ્વ:



● inner

→ Draw a line from each Gujarati word to its English meaning!

YOU DID PAGE 2! Color another star:



1 PRACTICE અ: ON THE 4-LINE WRITING SYSTEM

અ:

2 COPY EACH WORD TWICE

દુઃખ

(sorrow)

પુન:

(again)

અંત:

(inner)

સ્વ:

(self)

3 DRAW SOMETHING THAT STARTS WITH અ:

Draw your picture here!

Hint: try drawing sorrow, again, or anything else!

YOU MASTERED અ:! Color all three stars:

