

ગુજરાતી વ્યંજન

Gujarati Consonants

DETAILED WORKSHEETS — Complete Pack

3 pages per letter • 6 activity types • 37 letters

ક ખ ગ ઘ ઙ
ચ છ જ ઝ ઞ
ટ ઠ ડ ઢ ણ
ત થ દ ધ ન
પ ફ બ ભ મ
ય ર લ વ
શ ષ સ
હ ળ
ક્ષ જ્ઞ શ્ચ

ACTIVITIES PER LETTER:

- ✓ Color the Letter ✓ Stroke Order
- ✓ Circle the Letter ✓ Tracing
- ✓ Free Writing ✓ 4 Example Words
- ✓ Fill in the Blanks ✓ Match Word to Meaning
- ✓ 4-Line Writing ✓ Word Copying ✓ Drawing

For Kids Aged 4-7 • GSEB Std 1
37 letters × 3 pages = 111 worksheet pages

BAL GUJARATI • balgujarati.com

How to Use This Worksheet Pack

Each letter has 3 pages:

PAGE 1 — RECOGNITION & FORMATION

Color the letter • Stroke order • Circle the letter • Trace • Write freely

PAGE 2 — WORDS & MATCHING

4 example words • Fill-in-the-blanks • Match word to meaning (draw lines)

PAGE 3 — MASTERY & CREATIVITY

4-line writing practice • Word copying • Draw something with the letter

PARENT TIPS

- Practice 1-2 letters per week to complete all 37 letters in ~5 months.
- Learn one varga (group) at a time — they share sounds and patterns.
- Page 1 day 1, Page 2 day 2, Page 3 day 3 — then move to next letter.
- Conjuncts (■■■■ ■■■■ ■■■■) are advanced — do these AFTER all 34 basic letters.
- Display completed pages to celebrate progress!
- Practice reading the example words aloud to build vocabulary.

CONTENTS: 37 letters × 3 pages = 111 worksheets

+ 9 group divider pages = ~122 total pages


ક-વર્ગ

Ka Varga

ક ખ ગ ઘ ઙ

5 letters - 3 pages each

1 COLOR THE BIG LETTER (use your favorite colors!)



→ Color inside the lines!

HOW TO WRITE:



Start with the curve on left, then add the vertical line on right.

3 CIRCLE EVERY ક YOU SEE BELOW



→ Use a colored pencil to circle each ક!

4 TRACE THE LETTER THREE TIMES



5 NOW WRITE ક ON YOUR OWN!

--	--	--	--	--	--

YOU DID PAGE 1! Color one star:



1 WORDS WITH ક

કમળ
(lotus)

practice writing: _____

કાવડો
(crow)

practice writing: _____

કળશ
(pot)

practice writing: _____

કેળું
(banana)

practice writing: _____

2 FILL IN THE MISSING LETTER

ક_ળ
(lotus)

missing letter:

ક_વડો
(crow)

missing letter:

ક_શ
(pot)

missing letter:

ક_ળું
(banana)

missing letter:

→ Write the missing letter in each small box! (Hint: the _ underscore is where it goes)

3 DRAW A LINE TO MATCH WORD TO MEANING

કમળ	●	કાવડો	●	banana
કળશ	●	કેળું	●	crow
કેળું	●		●	lotus
	●		●	pot

→ Draw a line from each Gujarati word to its English meaning!

YOU DID PAGE 2! Color another star:



1 PRACTICE ₡ ON THE 4-LINE WRITING SYSTEM

₡

2 COPY EACH WORD TWICE

કમળ	(lotus)	_____	_____
કાગડો	(crow)	_____	_____
કળશ	(pot)	_____	_____
કેળું	(banana)	_____	_____


3 DRAW SOMETHING THAT STARTS WITH ₡

Draw your picture here!

Hint: try drawing lotus, crow, or anything else!

YOU MASTERED ₡! Color all 3 stars: ○ ○ ○

1 COLOR THE BIG LETTER (use your favorite colors!)



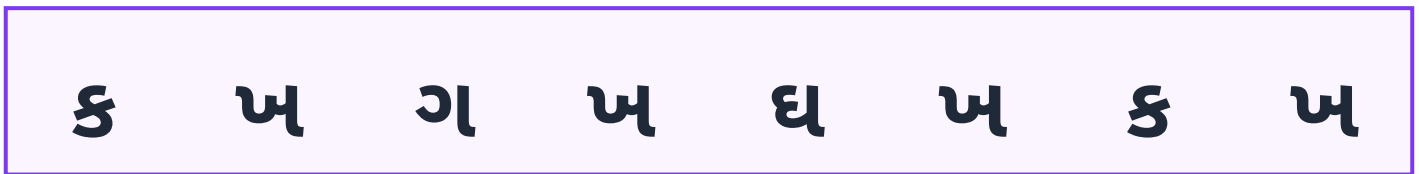
→ Color inside the lines!

HOW TO WRITE:



Two curves meeting at top, with vertical line down.

3 CIRCLE EVERY ખ YOU SEE BELOW



→ Use a colored pencil to circle each ખ!

4 TRACE THE LETTER THREE TIMES



5 NOW WRITE ખ ON YOUR OWN!

--	--	--	--	--	--

YOU DID PAGE 1! Color one star:



1 WORDS WITH ખ

ખડક

(rock)

practice writing:

ખાવું

(to eat)

practice writing:

ખીલી

(nail)

practice writing:

ખુશી

(happiness)

practice writing:

2 FILL IN THE MISSING LETTER

ખ_ક

(rock)

missing letter:

ખ_વું

(to eat)

missing letter:

ખ_લી

(nail)

missing letter:

ખ_શી

(happiness)

missing letter:

→ Write the missing letter in each small box! (Hint: the _ underscore is where it goes)

3 DRAW A LINE TO MATCH WORD TO MEANING

ખડક



● happiness

ખાવું



● to eat

ખીલી



● rock

ખુશી



● nail

→ Draw a line from each Gujarati word to its English meaning!

YOU DID PAGE 2! Color another star:



1 PRACTICE ખ ON THE 4-LINE WRITING SYSTEM

ખ

2 COPY EACH WORD TWICE

ખસક

(rock)

ખાવું

(to eat)

ખીલી

(nail)

ખુશી

(happiness)

3 DRAW SOMETHING THAT STARTS WITH ખ


Draw your picture here!

Hint: try drawing rock, to eat, or anything else!

YOU MASTERED ખ! Color all 3 stars:



1 COLOR THE BIG LETTER (use your favorite colors!)



→ Color inside the lines!

HOW TO WRITE:



Round curve at bottom, vertical line on right.

3 CIRCLE EVERY ગા YOU SEE BELOW

ધ ગા ક ગા ખ ગા ચ ગા

→ Use a colored pencil to circle each ગા!

4 TRACE THE LETTER THREE TIMES



5 NOW WRITE ગા ON YOUR OWN!

--	--	--	--	--	--

YOU DID PAGE 1! Color one star:



1 WORDS WITH ગ

ગાય

(cow)

practice writing:

ગુલાબ

(rose)

practice writing:

ગાજર

(carrot)

practice writing:

ગીત

(song)

practice writing:

2 FILL IN THE MISSING LETTER

ગ_ય

(cow)

missing letter:

ગ_લાબ

(rose)

missing letter:

ગ_જર

(carrot)

missing letter:

ગ_ત

(song)

missing letter:

→ Write the missing letter in each small box! (Hint: the _ underscore is where it goes)

3 DRAW A LINE TO MATCH WORD TO MEANING

ગાય

 song

ગુલાબ

 rose

ગાજર

 cow

ગીત

 carrot

→ Draw a line from each Gujarati word to its English meaning!

YOU DID PAGE 2! Color another star:



1 PRACTICE ગા ON THE 4-LINE WRITING SYSTEM

ગા

2 COPY EACH WORD TWICE

ગાય

(cow)

ગુલાબ

(rose)

ગાજર

(carrot)

ગીત

(song)

3 DRAW SOMETHING THAT STARTS WITH ગા


Draw your picture here!

Hint: try drawing cow, rose, or anything else!

YOU MASTERED ગા! Color all 3 stars:

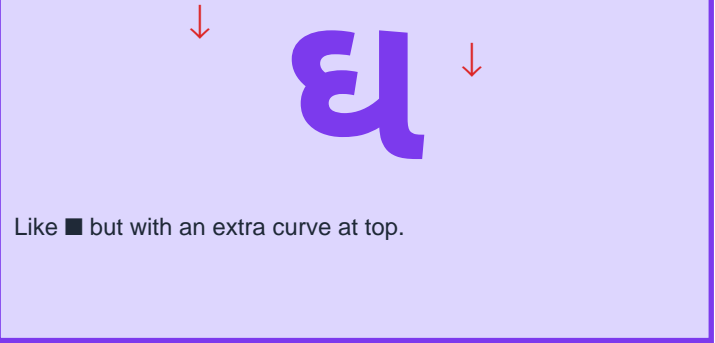


1 COLOR THE BIG LETTER (use your favorite colors!)



→ Color inside the lines!

HOW TO WRITE:



3 CIRCLE EVERY ઘ YOU SEE BELOW



→ Use a colored pencil to circle each ઘ!

4 TRACE THE LETTER THREE TIMES



5 NOW WRITE ઘ ON YOUR OWN!

--	--	--	--	--	--

YOU DID PAGE 1! Color one star: ○

1 WORDS WITH ઘ

ઘર

(house)

practice writing:

ઘોડો

(horse)

practice writing:

ઘડયાળ

(clock)

practice writing:

ઘી

(ghee)

practice writing:

2 FILL IN THE MISSING LETTER

ઘ_

(house)

missing letter:

ઘ_ડો

(horse)

missing letter:

ઘ_યાળ

(clock)

missing letter:

ઘ_

(ghee)

missing letter:

→ Write the missing letter in each small box! (Hint: the _ underscore is where it goes)

3 DRAW A LINE TO MATCH WORD TO MEANING

ઘર



● ghee

ઘોડો



● horse

ઘડયાળ



● house

ઘી



● clock

→ Draw a line from each Gujarati word to its English meaning!

YOU DID PAGE 2! Color another star:



1 PRACTICE ઘ ON THE 4-LINE WRITING SYSTEM

ઘ

2 COPY EACH WORD TWICE

ઘર	(house)	_____	_____
ઘોડો	(horse)	_____	_____
ઘડયાળ	(clock)	_____	_____
ઘી	(ghee)	_____	_____

3 DRAW SOMETHING THAT STARTS WITH ઘ


Draw your picture here!

Hint: try drawing house, horse, or anything else!

YOU MASTERED ઘ! Color all 3 stars:



1 COLOR THE BIG LETTER (use your favorite colors!)



→ Color inside the lines!

HOW TO WRITE:




A rare letter - practice carefully. Used mostly in old texts.

3 CIRCLE EVERY ઢ YOU SEE BELOW



→ Use a colored pencil to circle each ઢ!

4 TRACE THE LETTER THREE TIMES



5 NOW WRITE ઢ ON YOUR OWN!

--	--	--	--	--	--

YOU DID PAGE 1! Color one star:



1 WORDS WITH S

વાહ્મય

(literature)

practice writing:

હ્કાર

(nasal sound)

practice writing:

સંઘ

(group)

practice writing:

પ્રાચીન

(ancient)

practice writing:

2 FILL IN THE MISSING LETTER

વા_મય

(literature)

missing letter:

_કાર

(nasal sound)

missing letter:

સં_ઘ

(group)

missing letter:

પ્રા_ીન

(ancient)

missing letter:

→ Write the missing letter in each small box! (Hint: the _ underscore is where it goes)

3 DRAW A LINE TO MATCH WORD TO MEANING

વાહ્મય



● ancient

હ્કાર



● nasal sound

સંઘ



● literature

પ્રાચીન



● group

→ Draw a line from each Gujarati word to its English meaning!

YOU DID PAGE 2! Color another star:



1 PRACTICE S ON THE 4-LINE WRITING SYSTEM

S

2 COPY EACH WORD TWICE

વાહ્ય

(literature)

હ્વાર

(nasal sound)

સંઘ

(group)

પ્રાચીન

(ancient)

3 DRAW SOMETHING THAT STARTS WITH S**Draw your picture here!**

Hint: try drawing literature, nasal sound, or anything else!

YOU MASTERED S! Color all 3 stars:


ચ-વર્ગ

Cha Varga

ચ છ જ ક ખ

5 letters · 3 pages each

1 COLOR THE BIG LETTER (use your favorite colors!)



→ Color inside the lines!

HOW TO WRITE:



A round curve with a vertical line meeting at bottom.

3 CIRCLE EVERY ચ YOU SEE BELOW

છ ચ જ ચ ઝ ચ મ ચ

→ Use a colored pencil to circle each ચ!

4 TRACE THE LETTER THREE TIMES



5 NOW WRITE ચ ON YOUR OWN!

--	--	--	--	--	--

YOU DID PAGE 1! Color one star:



1 WORDS WITH ચ

ચક્લી

(sparrow)

practice writing:

ચાંદો

(moon)

practice writing:

ચપ્પલ

(slipper)

practice writing:

ચાવી

(key)

practice writing:

2 FILL IN THE MISSING LETTER

ચ_લી

(sparrow)

missing letter:

ચ_દો

(moon)

missing letter:

ચ_પલ

(slipper)

missing letter:

ચ_વી

(key)

missing letter:

→ Write the missing letter in each small box! (Hint: the _ underscore is where it goes)

3 DRAW A LINE TO MATCH WORD TO MEANING

ચક્લી



key

ચાંદો



moon

ચપ્પલ



sparrow

ચાવી



slipper

→ Draw a line from each Gujarati word to its English meaning!

YOU DID PAGE 2! Color another star:



1 PRACTICE ચ ON THE 4-LINE WRITING SYSTEM

ચ

2 COPY EACH WORD TWICE

ચક્લી

(sparrow)

ચાંદો

(moon)

ચપ્પલ

(slipper)

ચાવી

(key)

3 DRAW SOMETHING THAT STARTS WITH ચ


Draw your picture here!

Hint: try drawing sparrow, moon, or anything else!

YOU MASTERED ચ! Color all 3 stars:



1 COLOR THE BIG LETTER (use your favorite colors!)



→ Color inside the lines!

HOW TO WRITE:




Round curve at top with a dot. Practice the curve smoothly.

3 CIRCLE EVERY ૨ YOU SEE BELOW



→ Use a colored pencil to circle each ૨!

4 TRACE THE LETTER THREE TIMES



5 NOW WRITE ૨ ON YOUR OWN!

Six empty rectangular boxes for independent handwriting practice of the Gujarati letter '૨'.

YOU DID PAGE 1! Color one star: ○

1 WORDS WITH છ

છત્રી
(umbrella)

practice writing: _____

છોકરો
(boy)

practice writing: _____

છાપું
(newspaper)

practice writing: _____

છાસ
(buttermilk)

practice writing: _____

2 FILL IN THE MISSING LETTER

છ_રી
(umbrella)
missing letter:

છ_કરો
(boy)
missing letter:

છ_પું
(newspaper)
missing letter:

છ_સ
(buttermilk)
missing letter:

→ Write the missing letter in each small box! (Hint: the _ underscore is where it goes)

3 DRAW A LINE TO MATCH WORD TO MEANING

છત્રી ●	● buttermilk
છોકરો ●	● boy
છાપું ●	● umbrella
છાસ ●	● newspaper

→ Draw a line from each Gujarati word to its English meaning!

YOU DID PAGE 2! Color another star:



1 PRACTICE ૨ ON THE 4-LINE WRITING SYSTEM

૨

2 COPY EACH WORD TWICE

૨ત્રી	(umbrella)	_____	_____
૨કરો	(boy)	_____	_____
૨પું	(newspaper)	_____	_____
૨સ	(buttermilk)	_____	_____

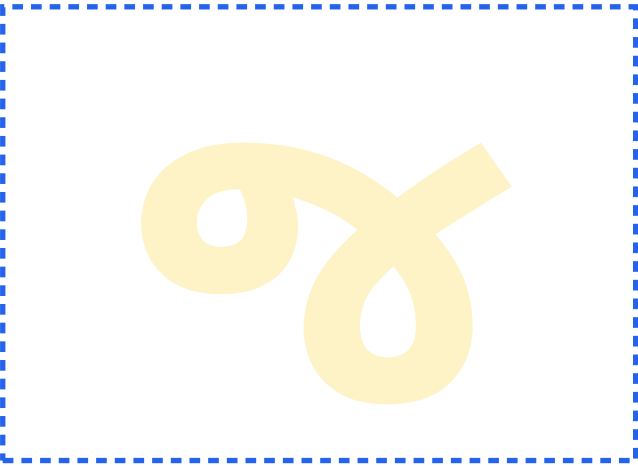
3 DRAW SOMETHING THAT STARTS WITH ૨

Draw your picture here!

Hint: try drawing umbrella, boy, or anything else!


YOU MASTERED ૨! Color all 3 stars: ○ ○ ○

1 COLOR THE BIG LETTER (use your favorite colors!)



→ Color inside the lines!

HOW TO WRITE:



Curve at top with vertical line down, then short stroke.

3 CIRCLE EVERY જ YOU SEE BELOW



→ Use a colored pencil to circle each જ!

4 TRACE THE LETTER THREE TIMES



5 NOW WRITE જ ON YOUR OWN!

--	--	--	--	--	--

YOU DID PAGE 1! Color one star: ○

1 WORDS WITH જ

જમરૂપ

(guava)

practice writing:

જળ

(water)

practice writing:

જંગલ

(forest)

practice writing:

જૂતું

(shoe)

practice writing:

2 FILL IN THE MISSING LETTER

જ_રૂપ

(guava)

missing letter:

જ_

(water)

missing letter:

જ_ગલ

(forest)

missing letter:

જ_તું

(shoe)

missing letter:

→ Write the missing letter in each small box! (Hint: the _ underscore is where it goes)

3 DRAW A LINE TO MATCH WORD TO MEANING

જમરૂપ



shoe



જળ



water



જંગલ



guava



જૂતું



forest



→ Draw a line from each Gujarati word to its English meaning!

YOU DID PAGE 2! Color another star:



1 PRACTICE જા ON THE 4-LINE WRITING SYSTEM

2 COPY EACH WORD TWICE

જામરૂખ

(guava)

જાળ

(water)

જંગલ

(forest)

જૂતું

(shoe)

3 DRAW SOMETHING THAT STARTS WITH જા


Draw your picture here!

Hint: try drawing guava, water, or anything else!

YOU MASTERED જા! Color all 3 stars:



1 COLOR THE BIG LETTER (use your favorite colors!)



→ Color inside the lines!

HOW TO WRITE:




Curved letter with a tail. Practice the swirl carefully.

3 CIRCLE EVERY ઝ YOU SEE BELOW

જ ઝ ચ ઝ છ ઝ મ ઝ

→ Use a colored pencil to circle each ઝ!

4 TRACE THE LETTER THREE TIMES



5 NOW WRITE ઝ ON YOUR OWN!

--	--	--	--	--	--

YOU DID PAGE 1! Color one star:



1 WORDS WITH ઝ

ઝરણું
(stream)

practice writing: _____

ઝાડ
(tree)

practice writing: _____

ઝૂલો
(swing)

practice writing: _____

ઝરમર
(drizzle)

practice writing: _____

2 FILL IN THE MISSING LETTER

ઝ_ણું
(stream)

missing letter:

ઝ_ડ
(tree)

missing letter:

ઝ_લો
(swing)

missing letter:

ઝ_મર
(drizzle)

missing letter:

→ Write the missing letter in each small box! (Hint: the _ underscore is where it goes)

3 DRAW A LINE TO MATCH WORD TO MEANING

ઝરણું	●	ઝરમર	●	drizzle
ઝાડ	●		●	tree
ઝૂલો	●		●	stream
	●		●	swing

→ Draw a line from each Gujarati word to its English meaning!

YOU DID PAGE 2! Color another star:



1 PRACTICE ઝ ON THE 4-LINE WRITING SYSTEM

ઝ

2 COPY EACH WORD TWICE

ઝરણું

(stream)

ઝાડ

(tree)

ઝૂલો

(swing)

ઝરમર

(drizzle)

3 DRAW SOMETHING THAT STARTS WITH ઝ


Draw your picture here!

Hint: try drawing stream, tree, or anything else!

YOU MASTERED ઝ! Color all 3 stars:



1 COLOR THE BIG LETTER (use your favorite colors!)



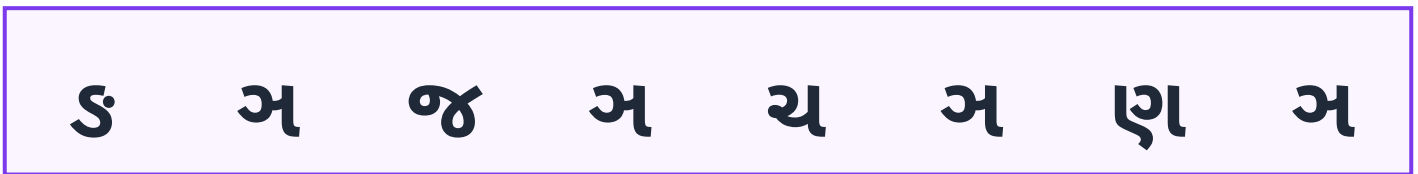
→ Color inside the lines!

HOW TO WRITE:



Rare nasal letter - mostly appears in conjuncts like ■■■.

3 CIRCLE EVERY ઞ YOU SEE BELOW



→ Use a colored pencil to circle each ઞ!

4 TRACE THE LETTER THREE TIMES



5 NOW WRITE ઞ ON YOUR OWN!

--	--	--	--	--	--

YOU DID PAGE 1! Color one star: ○

1 WORDS WITH ન

જ્ઞાન

(knowledge)

practice writing:

યજ્ઞ

(ritual)

practice writing:

સંજ્ઞા

(noun)

practice writing:

આજ્ઞા

(command)

practice writing:

2 FILL IN THE MISSING LETTER

_ન

(knowledge)

missing letter:

ય_

(ritual)

missing letter:

સં_

(noun)

missing letter:

આ_

(command)

missing letter:

→ Write the missing letter in each small box! (Hint: the _ underscore is where it goes)

3 DRAW A LINE TO MATCH WORD TO MEANING

જ્ઞાન



● command

યજ્ઞ



● ritual

સંજ્ઞા



● knowledge

આજ્ઞા



● noun

→ Draw a line from each Gujarati word to its English meaning!

YOU DID PAGE 2! Color another star:



1 PRACTICE ન ON THE 4-LINE WRITING SYSTEM

ન

2 COPY EACH WORD TWICE

જ્ઞાન

(knowledge)

યજ્ઞ

(ritual)

સંજ્ઞા

(noun)

આજ્ઞા

(command)

3 DRAW SOMETHING THAT STARTS WITH ન

Draw your picture here!

Hint: try drawing knowledge, ritual, or anything else!

YOU MASTERED ન! Color all 3 stars:




ॡ-ॡॡॡ

Ta Varga (retroflex)

ॡ ॡ ॡ ॡ ॡ

5 letters · 3 pages each

1 COLOR THE BIG LETTER (use your favorite colors!)



→ Color inside the lines!

HOW TO WRITE:



Curl shape with a small loop. Roll your tongue back for the sound.

3 CIRCLE EVERY ૨ YOU SEE BELOW



→ Use a colored pencil to circle each ૨!

4 TRACE THE LETTER THREE TIMES



5 NOW WRITE ૨ ON YOUR OWN!

--	--	--	--	--	--

YOU DID PAGE 1! Color one star:



1 WORDS WITH ટ

ટપાલી

(postman)

practice writing:

ટોપી

(cap)

practice writing:

ટામેટું

(tomato)

practice writing:

ટેબલ

(table)

practice writing:

2 FILL IN THE MISSING LETTER

ટ_લી

(postman)

missing letter:

ટ_પી

(cap)

missing letter:

ટ_મેટું

(tomato)

missing letter:

ટ_બલ

(table)

missing letter:

→ Write the missing letter in each small box! (Hint: the _ underscore is where it goes)

3 DRAW A LINE TO MATCH WORD TO MEANING

ટપાલી



● table

ટોપી



● cap

ટામેટું



● postman

ટેબલ



● tomato

→ Draw a line from each Gujarati word to its English meaning!

YOU DID PAGE 2! Color another star:



1 PRACTICE ૨ ON THE 4-LINE WRITING SYSTEM

૨

2 COPY EACH WORD TWICE

ટપાલી

(postman)

ટોપી

(cap)

ટામેટું

(tomato)

ટેબલ

(table)

3 DRAW SOMETHING THAT STARTS WITH ૨

Draw your picture here!

Hint: try drawing postman, cap, or anything else!

YOU MASTERED ૨! Color all 3 stars:



1 COLOR THE BIG LETTER (use your favorite colors!)



→ Color inside the lines!

HOW TO WRITE:




Round circle with a dot inside or curve detail.

3 CIRCLE EVERY ઢ YOU SEE BELOW



→ Use a colored pencil to circle each ઢ!

4 TRACE THE LETTER THREE TIMES



5 NOW WRITE ઢ ON YOUR OWN!

--	--	--	--	--	--

YOU DID PAGE 1! Color one star:



1 WORDS WITH ઢ

ઢંડું
(cold)

practice writing: _____

ઢપકો
(scolding)

practice writing: _____

ઢકોર
(lord)

practice writing: _____

ઢીક
(okay)

practice writing: _____

2 FILL IN THE MISSING LETTER

ઢ_ડું
(cold)

missing letter:

ઢ_કો
(scolding)

missing letter:

ઢ_કોર
(lord)

missing letter:

ઢ_ક
(okay)

missing letter:

→ Write the missing letter in each small box! (Hint: the _ underscore is where it goes)

3 DRAW A LINE TO MATCH WORD TO MEANING

ઢંડું	●	okay
ઢપકો	●	scolding
ઢકોર	●	cold
ઢીક	●	lord

→ Draw a line from each Gujarati word to its English meaning!

YOU DID PAGE 2! Color another star:



1 PRACTICE ઢ ON THE 4-LINE WRITING SYSTEM

ઢ

Blank 4-line writing system for practicing the character ઢ.

2 COPY EACH WORD TWICE

ઢડુ	(cold)	_____	_____
ઢપકો	(scolding)	_____	_____
ઢકોર	(lord)	_____	_____
ઢીક	(okay)	_____	_____


3 DRAW SOMETHING THAT STARTS WITH ઢ

Draw your picture here!

Hint: try drawing cold, scolding, or anything else!

YOU MASTERED ઢ! Color all 3 stars: ○ ○ ○

1 COLOR THE BIG LETTER (use your favorite colors!)



→ Color inside the lines!

HOW TO WRITE:




A retroflex D - curve and a short stroke. Tongue curls back.

3 CIRCLE EVERY S YOU SEE BELOW



→ Use a colored pencil to circle each S!

4 TRACE THE LETTER THREE TIMES



5 NOW WRITE S ON YOUR OWN!

--	--	--	--	--	--

YOU DID PAGE 1! Color one star:



1 WORDS WITH S

ડમરુ
(damaru)

practice writing: _____

ડાબું
(left)

practice writing: _____

ડહાપણ
(wisdom)

practice writing: _____

ડોલર
(dollar)

practice writing: _____

2 FILL IN THE MISSING LETTER

ડ_રુ
(damaru)

missing letter:

ડ_બું
(left)

missing letter:

ડ_પણ
(wisdom)

missing letter:

ડ_લર
(dollar)

missing letter:

→ Write the missing letter in each small box! (Hint: the _ underscore is where it goes)

3 DRAW A LINE TO MATCH WORD TO MEANING

ડમરુ ●	● dollar
ડાબું ●	● left
ડહાપણ ●	● damaru
ડોલર ●	● wisdom

→ Draw a line from each Gujarati word to its English meaning!

YOU DID PAGE 2! Color another star:



1 PRACTICE S ON THE 4-LINE WRITING SYSTEM

S

2 COPY EACH WORD TWICE

ડમરુ

(damaru)

ડાબું

(left)

ડહાપણ

(wisdom)

ડોલર

(dollar)

3 DRAW SOMETHING THAT STARTS WITH S


Draw your picture here!

Hint: try drawing damaru, left, or anything else!

YOU MASTERED S! Color all 3 stars:



1 COLOR THE BIG LETTER (use your favorite colors!)



→ Color inside the lines!

HOW TO WRITE:




Like ઢ but with an extra mark - aspirated retroflex Dha.

3 CIRCLE EVERY ઢ YOU SEE BELOW



→ Use a colored pencil to circle each ઢ!

4 TRACE THE LETTER THREE TIMES



5 NOW WRITE ઢ ON YOUR OWN!

--	--	--	--	--	--

YOU DID PAGE 1! Color one star:



1 WORDS WITH ઢ

ઢોલ
(drum)

practice writing: _____

ઢાંકણ
(lid)

practice writing: _____

ઢીલું
(loose)

practice writing: _____

ઢીગલી
(doll)

practice writing: _____

2 FILL IN THE MISSING LETTER

ઢ_લ
(drum)

missing letter:

ઢ_કણ
(lid)

missing letter:

ઢ_લું
(loose)

missing letter:

ઢ_ગલી
(doll)

missing letter:

→ Write the missing letter in each small box! (Hint: the _ underscore is where it goes)

3 DRAW A LINE TO MATCH WORD TO MEANING

ઢોલ	●	doll
ઢાંકણ	●	lid
ઢીલું	●	drum
ઢીગલી	●	loose

→ Draw a line from each Gujarati word to its English meaning!

YOU DID PAGE 2! Color another star:



1 PRACTICE ઢ ON THE 4-LINE WRITING SYSTEM

ઢ

2 COPY EACH WORD TWICE

ઢલ	(drum)	_____	_____
ઢંકણ	(lid)	_____	_____
ઢીલું	(loose)	_____	_____
ઢીંગલી	(doll)	_____	_____

3 DRAW SOMETHING THAT STARTS WITH ઢ

Draw your picture here!

Hint: try drawing drum, lid, or anything else!

YOU MASTERED ઢ! Color all 3 stars: ○ ○ ○

1 COLOR THE BIG LETTER (use your favorite colors!)



→ Color inside the lines!

HOW TO WRITE:



Retroflex N - rare to start words, usually in middle.

3 CIRCLE EVERY ણ YOU SEE BELOW



→ Use a colored pencil to circle each ણ!

4 TRACE THE LETTER THREE TIMES



5 NOW WRITE ણ ON YOUR OWN!

--	--	--	--	--	--

YOU DID PAGE 1! Color one star:



1 WORDS WITH ણ

બાણ
(arrow)

practice writing: _____

ગણતિ
(mathematics)

practice writing: _____

ચરણ
(foot)

practice writing: _____

મણકો
(bead)

practice writing: _____

2 FILL IN THE MISSING LETTER

બા_
(arrow)

missing letter:

ગ_તિ
(mathematics)

missing letter:

ચ_ણ
(foot)

missing letter:

મ_કો
(bead)

missing letter:

→ Write the missing letter in each small box! (Hint: the _ underscore is where it goes)

3 DRAW A LINE TO MATCH WORD TO MEANING

બાણ ●	● bead
ગણતિ ●	● mathematics
ચરણ ●	● arrow
મણકો ●	● foot

→ Draw a line from each Gujarati word to its English meaning!

YOU DID PAGE 2! Color another star:



1 PRACTICE ણ ON THE 4-LINE WRITING SYSTEM

ણ

2 COPY EACH WORD TWICE

બાણ	(arrow)	_____	_____
ગણતિ	(mathematics)	_____	_____
ચરણ	(foot)	_____	_____
મણકો	(bead)	_____	_____

3 DRAW SOMETHING THAT STARTS WITH ણ

Draw your picture here!

Hint: try drawing arrow, mathematics, or anything else!

YOU MASTERED ણ! Color all 3 stars: ○ ○ ○


त-वर्ग

Ta Varga (dental)

त थ द ध न

5 letters · 3 pages each

1 COLOR THE BIG LETTER (use your favorite colors!)



→ Color inside the lines!

HOW TO WRITE:




Dental T - tongue touches teeth. Curve with vertical line.

3 CIRCLE EVERY ૢ YOU SEE BELOW



→ Use a colored pencil to circle each ૢ!

4 TRACE THE LETTER THREE TIMES



5 NOW WRITE ૢ ON YOUR OWN!

--	--	--	--	--	--

YOU DID PAGE 1! Color one star: ○

1 WORDS WITH ત

તરબૂચ

(watermelon)

practice writing:

તારો

(star)

practice writing:

તાળું

(lock)

practice writing:

તુલસી

(tulsi)

practice writing:

2 FILL IN THE MISSING LETTER

ત_બૂચ

(watermelon)

missing letter:

ત_રો

(star)

missing letter:

ત_ળું

(lock)

missing letter:

ત_લસી

(tulsi)

missing letter:

→ Write the missing letter in each small box! (Hint: the _ underscore is where it goes)

3 DRAW A LINE TO MATCH WORD TO MEANING

તરબૂચ



tulsi

તારો



star

તાળું



watermelon

તુલસી



lock

→ Draw a line from each Gujarati word to its English meaning!

YOU DID PAGE 2! Color another star:



1 PRACTICE ૢ ON THE 4-LINE WRITING SYSTEM

ૢ

2 COPY EACH WORD TWICE

તરબૂચ	(watermelon)	_____	_____
તારો	(star)	_____	_____
તાળું	(lock)	_____	_____
તુલસી	(tulsi)	_____	_____


3 DRAW SOMETHING THAT STARTS WITH ૢ

Draw your picture here!

Hint: try drawing watermelon, star, or anything else!

YOU MASTERED ૢ! Color all 3 stars: ○ ○ ○

1 COLOR THE BIG LETTER (use your favorite colors!)



→ Color inside the lines!

HOW TO WRITE:



Round shape with vertical line - aspirated dental Tha.

3 CIRCLE EVERY થ YOU SEE BELOW

ત થ દ થ ધ થ ન થ

→ Use a colored pencil to circle each થ!

4 TRACE THE LETTER THREE TIMES



5 NOW WRITE થ ON YOUR OWN!

--	--	--	--	--	--

YOU DID PAGE 1! Color one star:



1 WORDS WITH થ

થાળી
(plate)

practice writing: _____

થાક
(tiredness)

practice writing: _____

થોડું
(a little)

practice writing: _____

થર
(tremor)

practice writing: _____

2 FILL IN THE MISSING LETTER

થ_ળી
(plate)

missing letter:

થ_ક
(tiredness)

missing letter:

થ_ડું
(a little)

missing letter:

થ_
(tremor)

missing letter:

→ Write the missing letter in each small box! (Hint: the _ underscore is where it goes)

3 DRAW A LINE TO MATCH WORD TO MEANING


થાળી	●	● tremor
થાક	●	● tiredness
થોડું	●	● plate
થર	●	● a little

→ Draw a line from each Gujarati word to its English meaning!

YOU DID PAGE 2! Color another star:



1 COLOR THE BIG LETTER (use your favorite colors!)



→ Color inside the lines!

HOW TO WRITE:




A curl shape, like a hook. Practice the smooth curve.

3 CIRCLE EVERY ૬ YOU SEE BELOW



→ Use a colored pencil to circle each ૬!

4 TRACE THE LETTER THREE TIMES



5 NOW WRITE ૬ ON YOUR OWN!

--	--	--	--	--	--

YOU DID PAGE 1! Color one star:



1 WORDS WITH ઁ

ઁલઁલ
(grandfather)

practice writing: _____

ઁવલ
(medicine)

practice writing: _____

ઁલ્લ
(curd)

practice writing: _____

ઁલ્લ
(tooth)

practice writing: _____

2 FILL IN THE MISSING LETTER

ઁ_લ
(grandfather)

missing letter:

ઁ_લ
(medicine)

missing letter:

ઁ_લ
(curd)

missing letter:

ઁ_લ
(tooth)

missing letter:

→ Write the missing letter in each small box! (Hint: the _ underscore is where it goes)

3 DRAW A LINE TO MATCH WORD TO MEANING

ઁલઁલ	●	tooth
ઁવલ	●	medicine
ઁલ્લ	●	grandfather
ઁલ્લ	●	curd

→ Draw a line from each Gujarati word to its English meaning!

YOU DID PAGE 2! Color another star:



1 PRACTICE ઁ ON THE 4-LINE WRITING SYSTEM

ઁ

Blank 4-line writing system for practicing the character ઁ.

2 COPY EACH WORD TWICE

ઁઁઁ	(grandfather)	_____	_____
ઁવા	(medicine)	_____	_____
ઁલી	(curd)	_____	_____
ઁત	(tooth)	_____	_____


3 DRAW SOMETHING THAT STARTS WITH ઁ

Draw your picture here!

Hint: try drawing grandfather, medicine, or anything else!

YOU MASTERED ઁ! Color all 3 stars: ○ ○ ○

1 COLOR THE BIG LETTER (use your favorite colors!)



→ Color inside the lines!

HOW TO WRITE:



Like ણ with an extra mark - aspirated dental Dha.

3 CIRCLE EVERY ધ YOU SEE BELOW

ક ધ ત ધ થ ધ ન ધ

→ Use a colored pencil to circle each ધ!

4 TRACE THE LETTER THREE TIMES



5 NOW WRITE ધ ON YOUR OWN!

--	--	--	--	--	--

YOU DID PAGE 1! Color one star:



1 WORDS WITH ધ

ધનુષ

(bow)

practice writing:

ધજા

(flag)

practice writing:

ધાન્ય

(grain)

practice writing:

ધાર

(edge)

practice writing:

2 FILL IN THE MISSING LETTER

ધ_ષ

(bow)

missing letter:

ધ_ા

(flag)

missing letter:

ધ_ન્ય

(grain)

missing letter:

ધ_ર

(edge)

missing letter:

→ Write the missing letter in each small box! (Hint: the _ underscore is where it goes)

3 DRAW A LINE TO MATCH WORD TO MEANING

ધનુષ



edge

ધજા



flag

ધાન્ય



bow

ધાર



grain

→ Draw a line from each Gujarati word to its English meaning!

YOU DID PAGE 2! Color another star:



1 PRACTICE ધ ON THE 4-LINE WRITING SYSTEM

ધ

2 COPY EACH WORD TWICE

ધનુષ

(bow)

ધજા

(flag)

ધાન્ય

(grain)

ધાર

(edge)

3 DRAW SOMETHING THAT STARTS WITH ધ


Draw your picture here!

Hint: try drawing bow, flag, or anything else!

YOU MASTERED ધ! Color all 3 stars:



1 COLOR THE BIG LETTER (use your favorite colors!)



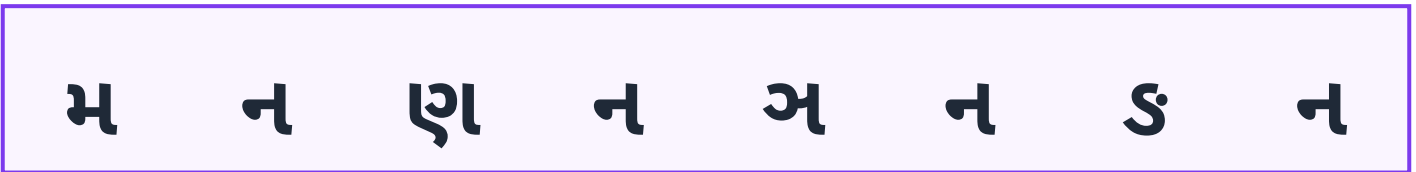
→ Color inside the lines!

HOW TO WRITE:



Dental N - simple letter with a curve and small line.

3 CIRCLE EVERY ન YOU SEE BELOW



→ Use a colored pencil to circle each ન!

4 TRACE THE LETTER THREE TIMES



5 NOW WRITE ન ON YOUR OWN!

--	--	--	--	--	--

YOU DID PAGE 1! Color one star:



1 WORDS WITH ન

નદી
(river)

practice writing: _____

નાક
(nose)

practice writing: _____

નવ
(nine)

practice writing: _____

નમક
(salt)

practice writing: _____

2 FILL IN THE MISSING LETTER

ન_ી
(river)

missing letter:

ન_ક
(nose)

missing letter:

ન_
(nine)

missing letter:

ન_ક
(salt)

missing letter:

→ Write the missing letter in each small box! (Hint: the _ underscore is where it goes)

3 DRAW A LINE TO MATCH WORD TO MEANING

નદી	●	● salt
નાક	●	● nose
નવ	●	● river
નમક	●	● nine

→ Draw a line from each Gujarati word to its English meaning!

YOU DID PAGE 2! Color another star:



1 PRACTICE ન ON THE 4-LINE WRITING SYSTEM

ન

Blank 4-line writing system for practicing the character 'ન'.

2 COPY EACH WORD TWICE

નદી	(river)	_____	_____
નાક	(nose)	_____	_____
નવ	(nine)	_____	_____
નમક	(salt)	_____	_____

3 DRAW SOMETHING THAT STARTS WITH ન

Draw your picture here!

Hint: try drawing river, nose, or anything else!

YOU MASTERED ન! Color all 3 stars: ○ ○ ○


ਪ-ਵਰ੍ਗ

Pa Varga

ਪ ਝ ਞ ਮ ਮ

5 letters · 3 pages each

1 COLOR THE BIG LETTER (use your favorite colors!)



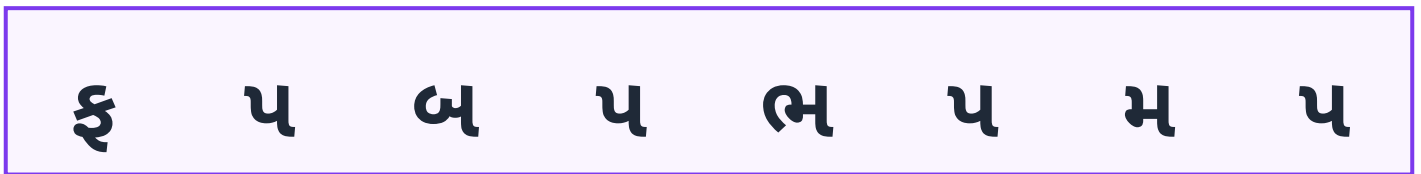
→ Color inside the lines!

HOW TO WRITE:



Curve at top with vertical line. Simple labial P.

3 CIRCLE EVERY ૫ YOU SEE BELOW



→ Use a colored pencil to circle each ૫!

4 TRACE THE LETTER THREE TIMES



5 NOW WRITE ૫ ON YOUR OWN!

--	--	--	--	--	--

YOU DID PAGE 1! Color one star:



1 WORDS WITH પ

પોપટ
(parrot)
practice writing: _____

પાણી
(water)
practice writing: _____

પુસ્તક
(book)
practice writing: _____

પગ
(foot)
practice writing: _____

2 FILL IN THE MISSING LETTER

પ_પટ
(parrot)
missing letter:

પ_ણી
(water)
missing letter:

પ_સ્તક
(book)
missing letter:

પ_
(foot)
missing letter:

→ Write the missing letter in each small box! (Hint: the _ underscore is where it goes)

3 DRAW A LINE TO MATCH WORD TO MEANING

પોપટ	●	●	foot
પાણી	●	●	water
પુસ્તક	●	●	parrot
પગ	●	●	book

→ Draw a line from each Gujarati word to its English meaning!

YOU DID PAGE 2! Color another star:



1 PRACTICE ૫ ON THE 4-LINE WRITING SYSTEM

૫

2 COPY EACH WORD TWICE

પાપટ

(parrot)

પાણી

(water)

પુસ્તક

(book)

પગ

(foot)

3 DRAW SOMETHING THAT STARTS WITH ૫


Draw your picture here!

Hint: try drawing parrot, water, or anything else!

YOU MASTERED ૫! Color all 3 stars:



1 COLOR THE BIG LETTER (use your favorite colors!)



→ Color inside the lines!

HOW TO WRITE:



Like **પ** but with an extra mark - aspirated Pha.

3 CIRCLE EVERY ફ YOU SEE BELOW

પ ફ બ ફ બ ફ મ ફ

→ Use a colored pencil to circle each ફ!

4 TRACE THE LETTER THREE TIMES



5 NOW WRITE ફ ON YOUR OWN!

--	--	--	--	--	--

YOU DID PAGE 1! Color one star:



1 WORDS WITH ફ

ફૂલ

(flower)

practice writing:

ફળ

(fruit)

practice writing:

ફાનસ

(lantern)

practice writing:

ફટકો

(hit)

practice writing:

2 FILL IN THE MISSING LETTER

ફ_લ

(flower)

missing letter:

ફ_

(fruit)

missing letter:

ફ_નસ

(lantern)

missing letter:

ફ_કો

(hit)

missing letter:

→ Write the missing letter in each small box! (Hint: the _ underscore is where it goes)

3 DRAW A LINE TO MATCH WORD TO MEANING

ફૂલ



● hit

ફળ



● fruit

ફાનસ



● flower

ફટકો



● lantern

→ Draw a line from each Gujarati word to its English meaning!

YOU DID PAGE 2! Color another star:



1 PRACTICE ફ ON THE 4-LINE WRITING SYSTEM

ફ

2 COPY EACH WORD TWICE

ફૂલ	(flower)	_____	_____
ફળ	(fruit)	_____	_____
ફાનસ	(lantern)	_____	_____
ફટકો	(hit)	_____	_____


3 DRAW SOMETHING THAT STARTS WITH ફ

Draw your picture here!

Hint: try drawing flower, fruit, or anything else!

YOU MASTERED ફ! Color all 3 stars: ○ ○ ○

1 COLOR THE BIG LETTER (use your favorite colors!)



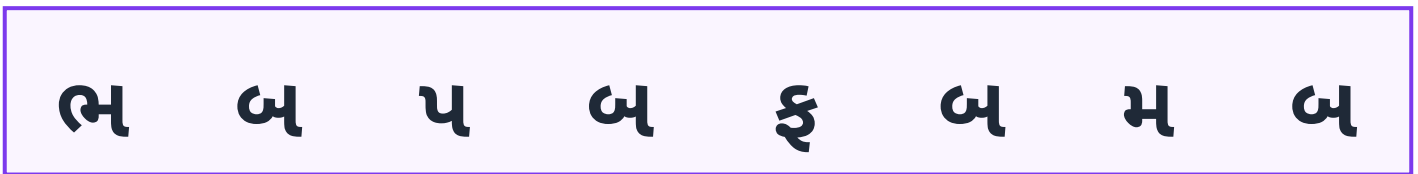
→ Color inside the lines!

HOW TO WRITE:



Rounded shape with vertical line. Soft labial B.

3 CIRCLE EVERY બ YOU SEE BELOW



→ Use a colored pencil to circle each બ!

4 TRACE THE LETTER THREE TIMES



5 NOW WRITE બ ON YOUR OWN!

--	--	--	--	--	--

YOU DID PAGE 1! Color one star:



1 WORDS WITH બ

બકરી

(goat)

practice writing:

બસ

(bus)

practice writing:

બાળક

(child)

practice writing:

બારી

(window)

practice writing:

2 FILL IN THE MISSING LETTER

બ_રી

(goat)

missing letter:

બ_

(bus)

missing letter:

બ_ળક

(child)

missing letter:

બ_રી

(window)

missing letter:

→ Write the missing letter in each small box! (Hint: the _ underscore is where it goes)

3 DRAW A LINE TO MATCH WORD TO MEANING

બકરી



window

બસ



bus

બાળક



goat

બારી



child

→ Draw a line from each Gujarati word to its English meaning!

YOU DID PAGE 2! Color another star:



1 PRACTICE બ ON THE 4-LINE WRITING SYSTEM

બ

2 COPY EACH WORD TWICE

બકરી

(goat)

બસ

(bus)

બાલક

(child)

બારી

(window)

3 DRAW SOMETHING THAT STARTS WITH બ


Draw your picture here!

Hint: try drawing goat, bus, or anything else!

YOU MASTERED બ! Color all 3 stars:



1 COLOR THE BIG LETTER (use your favorite colors!)



→ Color inside the lines!

HOW TO WRITE:



Like ■ with an extra mark - aspirated Bha.

3 CIRCLE EVERY ભ YOU SEE BELOW



→ Use a colored pencil to circle each ભ!

4 TRACE THE LETTER THREE TIMES



5 NOW WRITE ભ ON YOUR OWN!

--	--	--	--	--	--

YOU DID PAGE 1! Color one star:



1 WORDS WITH ભ

ભમરો

(bumblebee)

practice writing:

ભારત

(India)

practice writing:

ભૂખ

(hunger)

practice writing:

ભોજન

(food)

practice writing:

2 FILL IN THE MISSING LETTER

ભ_રો

(bumblebee)

missing letter:

ભ_રત

(India)

missing letter:

ભ_ખ

(hunger)

missing letter:

ભ_જન

(food)

missing letter:

→ Write the missing letter in each small box! (Hint: the _ underscore is where it goes)

3 DRAW A LINE TO MATCH WORD TO MEANING

ભમરો



food

ભારત



India

ભૂખ



bumblebee

ભોજન



hunger

→ Draw a line from each Gujarati word to its English meaning!

YOU DID PAGE 2! Color another star:



1 PRACTICE ભ ON THE 4-LINE WRITING SYSTEM

ભ

2 COPY EACH WORD TWICE

ભમરો

(bumblebee)

ભારત

(India)

ભૂખ

(hunger)

ભોજન

(food)

3 DRAW SOMETHING THAT STARTS WITH ભ


Draw your picture here!

Hint: try drawing bumblebee, India, or anything else!

YOU MASTERED ભ! Color all 3 stars:



1 COLOR THE BIG LETTER (use your favorite colors!)



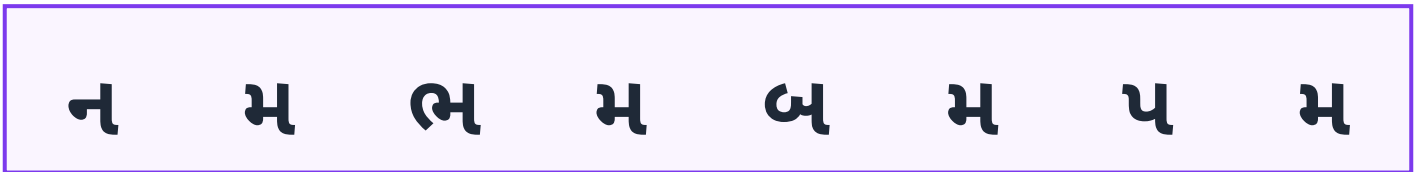
→ Color inside the lines!

HOW TO WRITE:



Labial M - close your lips. Two curves meeting.

3 CIRCLE EVERY મ YOU SEE BELOW



→ Use a colored pencil to circle each મ!

4 TRACE THE LETTER THREE TIMES



5 NOW WRITE મ ON YOUR OWN!

--	--	--	--	--	--

YOU DID PAGE 1! Color one star:



1 WORDS WITH મ

મોર

(peacock)

practice writing:

માતા

(mother)

practice writing:

મકાન

(building)

practice writing:

મીઠું

(sweet)

practice writing:

2 FILL IN THE MISSING LETTER

મ_ર

(peacock)

missing letter:

મ_તા

(mother)

missing letter:

મ_કાન

(building)

missing letter:

મ_ઠું

(sweet)

missing letter:

→ Write the missing letter in each small box! (Hint: the _ underscore is where it goes)

3 DRAW A LINE TO MATCH WORD TO MEANING

મોર



sweet

માતા



mother

મકાન



peacock

મીઠું



building

→ Draw a line from each Gujarati word to its English meaning!

YOU DID PAGE 2! Color another star:



1 PRACTICE મ ON THE 4-LINE WRITING SYSTEM

મ

2 COPY EACH WORD TWICE

માર

(peacock)

માતી

(mother)

મકાન

(building)

મીઠું

(sweet)

3 DRAW SOMETHING THAT STARTS WITH મ

Draw your picture here!

Hint: try drawing peacock, mother, or anything else!

YOU MASTERED મ! Color all 3 stars:




अंतःस्थ

Antahstha

थ र ल व

4 letters - 3 pages each

1 COLOR THE BIG LETTER (use your favorite colors!)



→ Color inside the lines!

HOW TO WRITE:



Y-shape with curve. Practice the smooth flow.

3 CIRCLE EVERY ય YOU SEE BELOW



→ Use a colored pencil to circle each ય!

4 TRACE THE LETTER THREE TIMES



5 NOW WRITE ય ON YOUR OWN!

--	--	--	--	--	--

YOU DID PAGE 1! Color one star:



1 WORDS WITH ય

યમુના

(Yamuna)

practice writing:

યાત્રા

(journey)

practice writing:

યોગ

(yoga)

practice writing:

યુદ્ધ

(war)

practice writing:

2 FILL IN THE MISSING LETTER

યુના

(Yamuna)

missing letter:

ય_ત્રા

(journey)

missing letter:

ય_ગ

(yoga)

missing letter:

ય_દ્ધ

(war)

missing letter:

→ Write the missing letter in each small box! (Hint: the _ underscore is where it goes)

3 DRAW A LINE TO MATCH WORD TO MEANING

યમુના



war

યાત્રા



journey

યોગ



Yamuna

યુદ્ધ



yoga

→ Draw a line from each Gujarati word to its English meaning!

YOU DID PAGE 2! Color another star:



1 PRACTICE ય ON THE 4-LINE WRITING SYSTEM

ય

2 COPY EACH WORD TWICE

યમુના

(Yamuna)

યાત્રા

(journey)

યોગ

(yoga)

યુદ્ધ

(war)

3 DRAW SOMETHING THAT STARTS WITH ય


Draw your picture here!

Hint: try drawing Yamuna, journey, or anything else!

YOU MASTERED ય! Color all 3 stars:



1 COLOR THE BIG LETTER (use your favorite colors!)




→ Color inside the lines!

HOW TO WRITE:



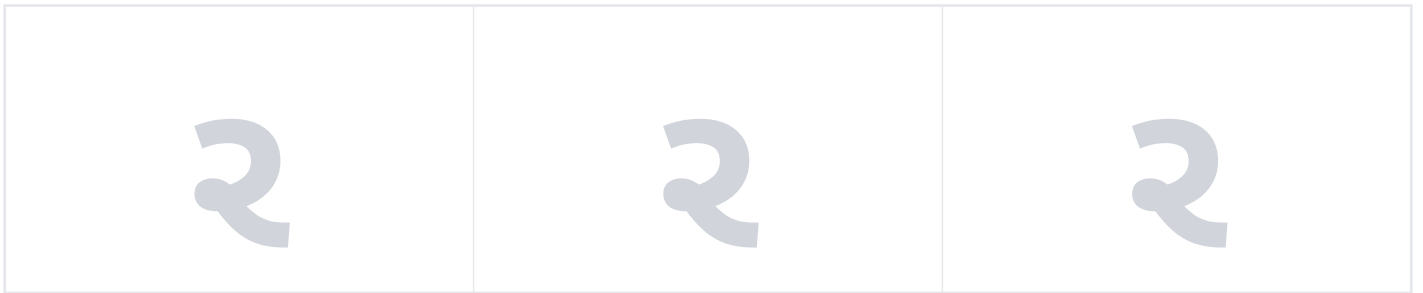
Curl with downward stroke. The R sound is rolled.

3 CIRCLE EVERY ર YOU SEE BELOW



→ Use a colored pencil to circle each ર!

4 TRACE THE LETTER THREE TIMES



5 NOW WRITE ર ON YOUR OWN!

--	--	--	--	--	--

YOU DID PAGE 1! Color one star:



1 WORDS WITH ર

રીંગણ

(brinjal)

practice writing:

રામ

(Lord Ram)

practice writing:

રંગ

(color)

practice writing:

રથ

(chariot)

practice writing:

2 FILL IN THE MISSING LETTER

ર_ગણ

(brinjal)

missing letter:

ર_મ

(Lord Ram)

missing letter:

ર_ગ

(color)

missing letter:

ર_

(chariot)

missing letter:

→ Write the missing letter in each small box! (Hint: the _ underscore is where it goes)

3 DRAW A LINE TO MATCH WORD TO MEANING

રીંગણ



chariot

રામ



Lord Ram

રંગ



brinjal

રથ



color

→ Draw a line from each Gujarati word to its English meaning!

YOU DID PAGE 2! Color another star:



1 PRACTICE ર ON THE 4-LINE WRITING SYSTEM

ર

2 COPY EACH WORD TWICE

રંગણ

(brinjal)

રામ

(Lord Ram)

રંગ

(color)

રથ

(chariot)

3 DRAW SOMETHING THAT STARTS WITH ર

Draw your picture here!

Hint: try drawing brinjal, Lord Ram, or anything else!

YOU MASTERED ર! Color all 3 stars:



1 COLOR THE BIG LETTER (use your favorite colors!)



→ Color inside the lines!

HOW TO WRITE:



Dental L - tongue touches teeth. Curve and line.

3 CIRCLE EVERY લ YOU SEE BELOW



→ Use a colored pencil to circle each લ!

4 TRACE THE LETTER THREE TIMES



5 NOW WRITE લ ON YOUR OWN!

--	--	--	--	--	--

YOU DID PAGE 1! Color one star: ○

1 WORDS WITH લ

લીબુ
(lemon)

practice writing: _____

લાલ
(red)

practice writing: _____

લાકડું
(wood)

practice writing: _____

લખવું
(to write)

practice writing: _____

2 FILL IN THE MISSING LETTER

લ_બુ
(lemon)

missing letter:

લ_લ
(red)

missing letter:

લ_કડું
(wood)

missing letter:

લ_વું
(to write)

missing letter:

→ Write the missing letter in each small box! (Hint: the _ underscore is where it goes)

3 DRAW A LINE TO MATCH WORD TO MEANING

લીબુ	●		●	to write
લાલ	●		●	red
લાકડું	●		●	lemon
લખવું	●		●	wood

→ Draw a line from each Gujarati word to its English meaning!

YOU DID PAGE 2! Color another star:



1 PRACTICE ૬ ON THE 4-LINE WRITING SYSTEM

૬

2 COPY EACH WORD TWICE

લાંબુ

(lemon)

લાલ

(red)

લાકડું

(wood)

લખવું

(to write)

3 DRAW SOMETHING THAT STARTS WITH ૬


Draw your picture here!

Hint: try drawing lemon, red, or anything else!

YOU MASTERED ૬! Color all 3 stars:



1 COLOR THE BIG LETTER (use your favorite colors!)



→ Color inside the lines!

HOW TO WRITE:



A round shape - both V and W sounds. Practice the curve.

3 CIRCLE EVERY વ YOU SEE BELOW



→ Use a colored pencil to circle each વ!

4 TRACE THE LETTER THREE TIMES



5 NOW WRITE વ ON YOUR OWN!

--	--	--	--	--	--

YOU DID PAGE 1! Color one star:



1 WORDS WITH વ

વાઘ
(tiger)

practice writing: _____

વૃક્ષ
(tree)

practice writing: _____

વાદળ
(cloud)

practice writing: _____

વર્ષ
(year)

practice writing: _____

2 FILL IN THE MISSING LETTER

વ_ઘ
(tiger)

missing letter:

વ_ક્ષ
(tree)

missing letter:

વ_દળ
(cloud)

missing letter:

વ_ર્ષ
(year)

missing letter:

→ Write the missing letter in each small box! (Hint: the _ underscore is where it goes)

3 DRAW A LINE TO MATCH WORD TO MEANING

વાઘ	●		●	year
વૃક્ષ	●		●	tree
વાદળ	●		●	tiger
વર્ષ	●		●	cloud

→ Draw a line from each Gujarati word to its English meaning!

YOU DID PAGE 2! Color another star:



ଓଷ୍ମାକ୍ଷର

Ushmaakshar

ଶ ଷ ସ

3 letters · 3 pages each

1 COLOR THE BIG LETTER (use your favorite colors!)



→ Color inside the lines!

HOW TO WRITE:




Sibilant Sha - air through teeth. Curves and lines.

3 CIRCLE EVERY શ YOU SEE BELOW

સ શ ષ શ હ શ ચ શ

→ Use a colored pencil to circle each શ!

4 TRACE THE LETTER THREE TIMES



5 NOW WRITE શ ON YOUR OWN!

--	--	--	--	--	--

YOU DID PAGE 1! Color one star:



1 WORDS WITH શ

શાક

(vegetable)

practice writing:

શાળા

(school)

practice writing:

શિક્ષક

(teacher)

practice writing:

શાંતિ

(peace)

practice writing:

2 FILL IN THE MISSING LETTER

શ_ક

(vegetable)

missing letter:

શ_ળા

(school)

missing letter:

શ_ક્ષક

(teacher)

missing letter:

શ_ંતિ

(peace)

missing letter:

→ Write the missing letter in each small box! (Hint: the _ underscore is where it goes)

3 DRAW A LINE TO MATCH WORD TO MEANING

શાક



● peace

શાળા



● school

શિક્ષક



● vegetable

શાંતિ



● teacher

→ Draw a line from each Gujarati word to its English meaning!

YOU DID PAGE 2! Color another star:



1 PRACTICE શ ON THE 4-LINE WRITING SYSTEM

શ

2 COPY EACH WORD TWICE

શાક

(vegetable)

શાળા

(school)

શિક્ષક

(teacher)

શાંતિ

(peace)

3 DRAW SOMETHING THAT STARTS WITH શ


Draw your picture here!

Hint: try drawing vegetable, school, or anything else!

YOU MASTERED શ! Color all 3 stars:



1 COLOR THE BIG LETTER (use your favorite colors!)



→ Color inside the lines!

HOW TO WRITE:



Rare retroflex Sha - rarely starts words. Be careful!

3 CIRCLE EVERY ષ YOU SEE BELOW



→ Use a colored pencil to circle each ષ!

4 TRACE THE LETTER THREE TIMES



5 NOW WRITE ષ ON YOUR OWN!

--	--	--	--	--	--

YOU DID PAGE 1! Color one star:



1 WORDS WITH ષ

ષટ્કોણ

(hexagon)

practice writing:

ભાષા

(language)

practice writing:

દોષ

(fault)

practice writing:

ઋષિ

(sage)

practice writing:

2 FILL IN THE MISSING LETTER

ષ_કોણ

(hexagon)

missing letter:

ભા_ા

(language)

missing letter:

દો_

(fault)

missing letter:

ઋ_િ

(sage)

missing letter:

→ Write the missing letter in each small box! (Hint: the _ underscore is where it goes)

3 DRAW A LINE TO MATCH WORD TO MEANING

ષટ્કોણ



● sage

ભાષા



● language

દોષ



● hexagon

ઋષિ



● fault

→ Draw a line from each Gujarati word to its English meaning!

YOU DID PAGE 2! Color another star:



1 PRACTICE ૫ ON THE 4-LINE WRITING SYSTEM

૫

Blank 4-line writing system for practicing the character ૫.

2 COPY EACH WORD TWICE

ષટ્કોણ	(hexagon)	_____	_____
ભાષા	(language)	_____	_____
દોષ	(fault)	_____	_____
ઋષિ	(sage)	_____	_____


3 DRAW SOMETHING THAT STARTS WITH ૫

Draw your picture here!

Hint: try drawing hexagon, language, or anything else!

YOU MASTERED ૫! Color all 3 stars: ○ ○ ○

1 COLOR THE BIG LETTER (use your favorite colors!)



→ Color inside the lines!

HOW TO WRITE:



Dental S - common letter. Curve and stroke.

3 CIRCLE EVERY સ YOU SEE BELOW

શ સ ષ સ હ સ ચ સ

→ Use a colored pencil to circle each સ!

4 TRACE THE LETTER THREE TIMES



5 NOW WRITE સ ON YOUR OWN!

--	--	--	--	--	--

YOU DID PAGE 1! Color one star:



1 WORDS WITH સ

સફરજન

(apple)

practice writing:

સૂર્ય

(sun)

practice writing:

સાગર

(sea)

practice writing:

સાત

(seven)

practice writing:

2 FILL IN THE MISSING LETTER

સ_રજન

(apple)

missing letter:

સ_ર્ય

(sun)

missing letter:

સ_ગર

(sea)

missing letter:

સ_ત

(seven)

missing letter:

→ Write the missing letter in each small box! (Hint: the _ underscore is where it goes)

3 DRAW A LINE TO MATCH WORD TO MEANING

સફરજન



seven



સૂર્ય



sun



સાગર



apple



સાત



sea



→ Draw a line from each Gujarati word to its English meaning!

YOU DID PAGE 2! Color another star:



1 PRACTICE સ ON THE 4-LINE WRITING SYSTEM

સ

2 COPY EACH WORD TWICE

સફરજન

(apple)

સૂર્ય

(sun)

સાગર

(sea)

સાત

(seven)

3 DRAW SOMETHING THAT STARTS WITH સ

Draw your picture here!

Hint: try drawing apple, sun, or anything else!

YOU MASTERED સ! Color all 3 stars:



ਖਾਸ

Khaas (Special)

ੳ ੳ

2 letters · 3 pages each

1 COLOR THE BIG LETTER (use your favorite colors!)



→ Color inside the lines!

HOW TO WRITE:




Glottal H - breath from throat. Round shape with curl.

3 CIRCLE EVERY હ YOU SEE BELOW



→ Use a colored pencil to circle each હ!

4 TRACE THE LETTER THREE TIMES



5 NOW WRITE હ ON YOUR OWN!

Six empty rectangular boxes for independent writing practice of the letter 'હ'.

YOU DID PAGE 1! Color one star: ○

1 WORDS WITH હ

હાથી

(elephant)

practice writing:

હાથ

(hand)

practice writing:

હસવું

(to laugh)

practice writing:

હવા

(air)

practice writing:

2 FILL IN THE MISSING LETTER

હ_થી

(elephant)

missing letter:

હ_થ

(hand)

missing letter:

હ_વું

(to laugh)

missing letter:

હ_ા

(air)

missing letter:

→ Write the missing letter in each small box! (Hint: the _ underscore is where it goes)

3 DRAW A LINE TO MATCH WORD TO MEANING

હાથી



air

હાથ



hand

હસવું



elephant

હવા



to laugh

→ Draw a line from each Gujarati word to its English meaning!

YOU DID PAGE 2! Color another star:



1 PRACTICE હ ON THE 4-LINE WRITING SYSTEM

હ

2 COPY EACH WORD TWICE

હાથી	(elephant)	_____	_____
હાથ	(hand)	_____	_____
હસવું	(to laugh)	_____	_____
હવા	(air)	_____	_____


3 DRAW SOMETHING THAT STARTS WITH હ

Draw your picture here!

Hint: try drawing elephant, hand, or anything else!

YOU MASTERED હ! Color all 3 stars: ○ ○ ○

1 COLOR THE BIG LETTER (use your favorite colors!)




→ Color inside the lines!

HOW TO WRITE:




Retroflex L - tongue curls back. Never starts a word!

3 CIRCLE EVERY ૳ YOU SEE BELOW



→ Use a colored pencil to circle each ૳!

4 TRACE THE LETTER THREE TIMES



5 NOW WRITE ૳ ON YOUR OWN!

Six empty rectangular boxes provided for independent handwriting practice of the letter '૳'.

YOU DID PAGE 1! Color one star:



1 WORDS WITH ૐ

બાલક
(child)

practice writing: _____

કેળું
(banana)

practice writing: _____

શાળા
(school)

practice writing: _____

માળા
(garland)

practice writing: _____

2 FILL IN THE MISSING LETTER

બા_ક
(child)

missing letter:

કે_ું
(banana)

missing letter:

શા_લા
(school)

missing letter:

મા_લા
(garland)

missing letter:

→ Write the missing letter in each small box! (Hint: the _ underscore is where it goes)

3 DRAW A LINE TO MATCH WORD TO MEANING

બાલક ●	● garland
કેળું ●	● banana
શાળા ●	● child
માળા ●	● school

→ Draw a line from each Gujarati word to its English meaning!

YOU DID PAGE 2! Color another star:



1 PRACTICE ૩ ON THE 4-LINE WRITING SYSTEM

૩

Blank 4-line writing system for practicing the Gujarati character ૩.

2 COPY EACH WORD TWICE

બાલક	(child)	_____	_____
કેળું	(banana)	_____	_____
શાળા	(school)	_____	_____
માળા	(garland)	_____	_____

3 DRAW SOMETHING THAT STARTS WITH ૩

Draw your picture here!

Hint: try drawing child, banana, or anything else!

YOU MASTERED ૩! Color all 3 stars: ○ ○ ○


જોડાકષર

Jodakshar (Conjuncts)

કષ જ્ઞ શ્

3 letters · 3 pages each

1 COLOR THE BIG LETTER (use your favorite colors!)



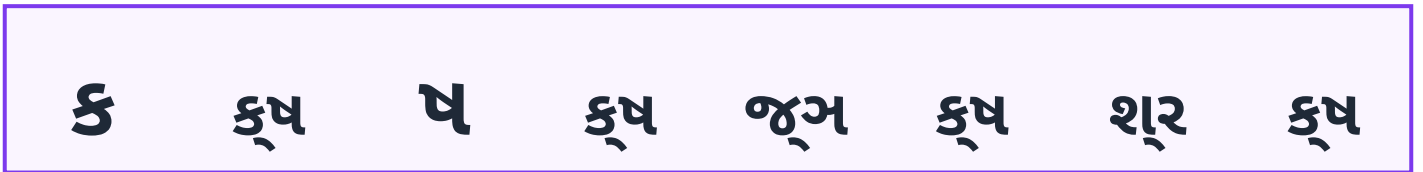
→ Color inside the lines!

HOW TO WRITE:



Conjunct: ■ + ■ joined. Sounds like "k-Sha".

3 CIRCLE EVERY ક્ર્ષ YOU SEE BELOW



→ Use a colored pencil to circle each ક્ર્ષ!

4 TRACE THE LETTER THREE TIMES



5 NOW WRITE ક્ર્ષ ON YOUR OWN!

--	--	--	--	--	--

YOU DID PAGE 1! Color one star:



1 WORDS WITH કૃષ

કૃષત્રયિ
(warrior)

practice writing:

કૃષમા
(forgiveness)

practice writing:

શકૃષક
(teacher)

practice writing:

દકૃષણિ
(south)

practice writing:

2 FILL IN THE MISSING LETTER

_ત્રયિ

(warrior)

missing letter:

_મા

(forgiveness)

missing letter:

શકૃ

(teacher)

missing letter:

દ_ણિ

(south)

missing letter:

→ Write the missing letter in each small box! (Hint: the _ underscore is where it goes)

3 DRAW A LINE TO MATCH WORD TO MEANING

કૃષત્રયિ



● south

કૃષમા



● forgiveness

શકૃષક



● warrior

દકૃષણિ



● teacher

→ Draw a line from each Gujarati word to its English meaning!

YOU DID PAGE 2! Color another star:



1 PRACTICE ક્ર્ષ ON THE 4-LINE WRITING SYSTEM

ક્ર્ષ

2 COPY EACH WORD TWICE

ક્ર્ષત્રયિ

(warrior)

ક્ર્ષમા

(forgiveness)

શક્ર્ષિક

(teacher)

દક્ર્ષણિ

(south)

3 DRAW SOMETHING THAT STARTS WITH ક્ર્ષ


Draw your picture here!

Hint: try drawing warrior, forgiveness, or anything else!

YOU MASTERED ક્ર્ષ! Color all 3 stars:



1 COLOR THE BIG LETTER (use your favorite colors!)



→ Color inside the lines!

HOW TO WRITE:



Conjunct: ■ + ■ joined. Sounds like "gya" in Gujarati.

3 CIRCLE EVERY જૂઝ YOU SEE BELOW

જ જૂઝ મ જૂઝ ક્ષ જૂઝ શ્ર જૂઝ

→ Use a colored pencil to circle each જૂઝ!

4 TRACE THE LETTER THREE TIMES



5 NOW WRITE જૂઝ ON YOUR OWN!

--	--	--	--	--	--

YOU DID PAGE 1! Color one star:



1 WORDS WITH જૂઝ

જૂઝાન

(knowledge)

practice writing:

વજૂઝાન

(science)

practice writing:

યજૂઝ

(ritual)

practice writing:

આજૂઝા

(command)

practice writing:

2 FILL IN THE MISSING LETTER

_ન

(knowledge)

missing letter:

વ_ન

(science)

missing letter:

ય_

(ritual)

missing letter:

આ_ા

(command)

missing letter:

→ Write the missing letter in each small box! (Hint: the _ underscore is where it goes)

3 DRAW A LINE TO MATCH WORD TO MEANING

જૂઝાન

 command

વજૂઝાન

 science

યજૂઝ

 knowledge

આજૂઝા

 ritual

→ Draw a line from each Gujarati word to its English meaning!

YOU DID PAGE 2! Color another star:



1 PRACTICE જ્ઞ ON THE 4-LINE WRITING SYSTEM

જ્ઞ

2 COPY EACH WORD TWICE

જ્ઞાન

(knowledge)

વજ્ઞાન

(science)

યજ્ઞ

(ritual)

આજ્ઞા

(command)

3 DRAW SOMETHING THAT STARTS WITH જ્ઞ


Draw your picture here!

Hint: try drawing knowledge, science, or anything else!

YOU MASTERED જ્ઞ! Color all 3 stars:



1 COLOR THE BIG LETTER (use your favorite colors!)



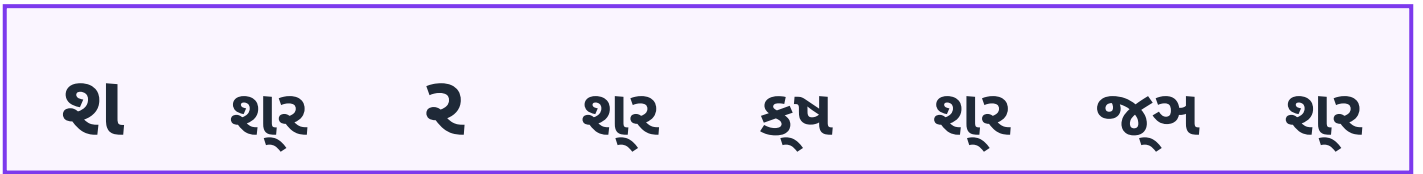
→ Color inside the lines!

HOW TO WRITE:



Conjunct: ■ + ■ joined. Sacred letter in religious words.

3 CIRCLE EVERY શ્ર YOU SEE BELOW



→ Use a colored pencil to circle each શ્ર!

4 TRACE THE LETTER THREE TIMES



5 NOW WRITE શ્ર ON YOUR OWN!

--	--	--	--	--	--

YOU DID PAGE 1! Color one star:



1 WORDS WITH શ્ર

શ્રી

(honorific)

practice writing:

શ્રેષ્ઠ

(best)

practice writing:

શ્રદ્ધા

(faith)

practice writing:

આશ્રમ

(ashram)

practice writing:

2 FILL IN THE MISSING LETTER

_ી

(honorific)

missing letter:

_ષ્ઠ

(best)

missing letter:

_દ્ધા

(faith)

missing letter:

આ_મ

(ashram)

missing letter:

→ Write the missing letter in each small box! (Hint: the _ underscore is where it goes)

3 DRAW A LINE TO MATCH WORD TO MEANING

શ્રી

 ashram

શ્રેષ્ઠ

 best

શ્રદ્ધા

 honorific

આશ્રમ

 faith

→ Draw a line from each Gujarati word to its English meaning!

YOU DID PAGE 2! Color another star:



1 PRACTICE શ્ર ON THE 4-LINE WRITING SYSTEM

શ્ર

2 COPY EACH WORD TWICE

શ્રી

(honorific)

શ્રેષ્ઠ

(best)

શ્રદ્ધા

(faith)

આશ્રમ

(ashram)

3 DRAW SOMETHING THAT STARTS WITH શ્ર

Draw your picture here!

Hint: try drawing honorific, best, or anything else!

YOU MASTERED શ્ર! Color all 3 stars:

