


1 COLOR THE BIG LETTER (use your favorite colors!)



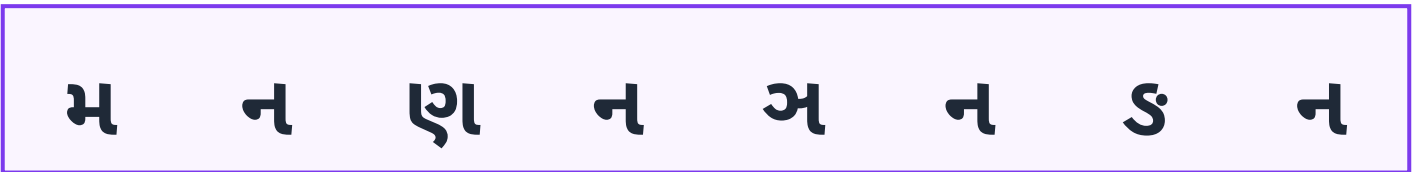
→ Color inside the lines!

HOW TO WRITE:




Dental N - simple letter with a curve and small line.

3 CIRCLE EVERY ન YOU SEE BELOW



→ Use a colored pencil to circle each ન!

4 TRACE THE LETTER THREE TIMES



5 NOW WRITE ન ON YOUR OWN!

--	--	--	--	--	--

YOU DID PAGE 1! Color one star:



1 WORDS WITH ન

**નદી**  
(river)

practice writing: \_\_\_\_\_

**નાક**  
(nose)

practice writing: \_\_\_\_\_

**નવ**  
(nine)

practice writing: \_\_\_\_\_

**નમક**  
(salt)

practice writing: \_\_\_\_\_

2 FILL IN THE MISSING LETTER

**ન\_ી**  
(river)

missing letter:

**ન\_ક**  
(nose)

missing letter:

**ન\_**  
(nine)

missing letter:

**ન\_ક**  
(salt)

missing letter:

→ Write the missing letter in each small box! (Hint: the \_ underscore is where it goes)

3 DRAW A LINE TO MATCH WORD TO MEANING

<b>નદી</b>	●		●	<b>salt</b>
<b>નાક</b>	●		●	<b>nose</b>
<b>નવ</b>	●		●	<b>river</b>
<b>નમક</b>	●		●	<b>nine</b>

→ Draw a line from each Gujarati word to its English meaning!

YOU DID PAGE 2! Color another star:



**1 PRACTICE ૪ ON THE 4-LINE WRITING SYSTEM**

૪

Blank 4-line writing system for practicing the character ૪.

**2 COPY EACH WORD TWICE**

૪દી	(river)	_____	_____
૪ાક	(nose)	_____	_____
૪વ	(nine)	_____	_____
૪મક	(salt)	_____	_____

**3 DRAW SOMETHING THAT STARTS WITH ૪**

**Draw your picture here!**

Hint: try drawing river, nose, or anything else!

**YOU MASTERED ૪! Color all 3 stars:** ○ ○ ○