

# ગુજરાતી વ્યંજન

## Gujarati Consonants

Tracing & Writing Practice

ક ખ ગ ઘ ઙ  
ચ છ જ ઝ ઞ  
ટ ઠ ડ ઢ ણ  
ત થ દ ધ ન  
પ ફ બ ભ મ  
ય ર લ વ  
શ ષ સ  
હ ળ  
ક્ષ જ્ઞ શ્ચ

For Kids Aged 4-7 • GSEB Std 1  
37 Consonants • 37 Practice Pages

**BAL GUJARATI**

balgujarati.com

# How to Use These Worksheets

---

## 1. Look at the letter

Show your child the big letter at the top of each page.

## 2. Trace the gray letters

Help them trace each light-gray letter slowly with a pencil.

## 3. Write in the boxes

Encourage independent writing in the empty boxes with the midline guide.

## 4. Practice on lines

Use the 4-line writing system for proper letter formation.

## 5. Say the word

Say the example word out loud — e.g., "■ for ■■■!"

## 6. Praise progress

Color a star for each letter written. Celebrate every attempt!

### PARENT TIPS

- Practice 1-2 letters a day; complete the alphabet in 4-5 weeks.
- Letters are organized in vargas (groups) — learn one varga at a time.
- Pair with the example word: hold up a picture or object when teaching.
- Use pencil first, then color pencils for review. Display finished pages!

ક-વર્ગ

Ka Varga

ક ખ ગ ઘ ઙ

5 letters in this group

SEE THIS:

ક

EXAMPLE WORD:

કમળ

(lotus)

Starts with letter

ક

STEP 1 — TRACE THE LIGHT GRAY LETTERS:

ક

ક

ક

ક

ક

STEP 2 — WRITE THE LETTER YOURSELF IN EACH BOX:

|  |  |  |  |  |
|--|--|--|--|--|
|  |  |  |  |  |
|--|--|--|--|--|

STEP 3 — KEEP PRACTICING ON THE LINES:

---



---



---



---



---



---

GREAT JOB! Color a star for each letter you wrote:



SEE THIS:

ખ

EXAMPLE WORD:

ખસક

(rock)

Starts with letter

ખ


STEP 1 — TRACE THE LIGHT GRAY LETTERS:



STEP 2 — WRITE THE LETTER YOURSELF IN EACH BOX:



STEP 3 — KEEP PRACTICING ON THE LINES:



GREAT JOB! Color a star for each letter you wrote:



SEE THIS:

ગ

EXAMPLE WORD:

ગાય

(cow)

Starts with letter

ગ


STEP 1 — TRACE THE LIGHT GRAY LETTERS:



STEP 2 — WRITE THE LETTER YOURSELF IN EACH BOX:

|  |  |  |  |  |
|--|--|--|--|--|
|  |  |  |  |  |
|--|--|--|--|--|

STEP 3 — KEEP PRACTICING ON THE LINES:



GREAT JOB! Color a star for each letter you wrote:



SEE THIS:

ઘ

EXAMPLE WORD:

ઘર

(house)


Starts with letter

ઘ


STEP 1 — TRACE THE LIGHT GRAY LETTERS:



STEP 2 — WRITE THE LETTER YOURSELF IN EACH BOX:



STEP 3 — KEEP PRACTICING ON THE LINES:



GREAT JOB! Color a star for each letter you wrote:



SEE THIS:



EXAMPLE WORD:

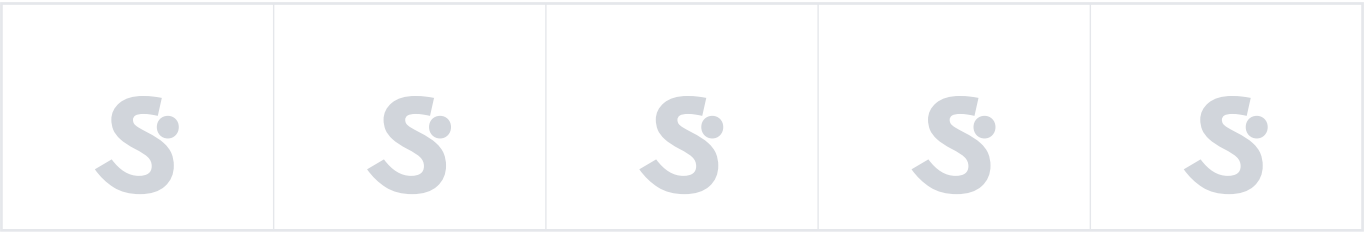
વાસ્તુ

(literature)

Starts with letter




STEP 1 — TRACE THE LIGHT GRAY LETTERS:



STEP 2 — WRITE THE LETTER YOURSELF IN EACH BOX:



STEP 3 — KEEP PRACTICING ON THE LINES:



GREAT JOB! Color a star for each letter you wrote:



ચ-વર્ગ

Cha Varga

ચ છ જ ઝ ઞ

5 letters in this group

SEE THIS:

ચ

EXAMPLE WORD:

ચક્લી

(sparrow)

Starts with letter

ચ

STEP 1 — TRACE THE LIGHT GRAY LETTERS:

ચ

ચ

ચ

ચ

ચ

STEP 2 — WRITE THE LETTER YOURSELF IN EACH BOX:

|  |  |  |  |  |
|--|--|--|--|--|
|  |  |  |  |  |
|--|--|--|--|--|

STEP 3 — KEEP PRACTICING ON THE LINES:

\_\_\_\_\_

\_\_\_\_\_

\_\_\_\_\_

\_\_\_\_\_

GREAT JOB! Color a star for each letter you wrote:



SEE THIS:

છ

EXAMPLE WORD:


છત્રી

(umbrella)

Starts with letter

છ

STEP 1 — TRACE THE LIGHT GRAY LETTERS:



STEP 2 — WRITE THE LETTER YOURSELF IN EACH BOX:

|  |  |  |  |  |
|--|--|--|--|--|
|  |  |  |  |  |
|--|--|--|--|--|

STEP 3 — KEEP PRACTICING ON THE LINES:

---



---



---



---



---



---

GREAT JOB! Color a star for each letter you wrote:



SEE THIS:

જ

EXAMPLE WORD:


જમરૂખ

(guava)

Starts with letter

જ

STEP 1 — TRACE THE LIGHT GRAY LETTERS:



STEP 2 — WRITE THE LETTER YOURSELF IN EACH BOX:

|  |  |  |  |  |
|--|--|--|--|--|
|  |  |  |  |  |
|--|--|--|--|--|

STEP 3 — KEEP PRACTICING ON THE LINES:

---

---

---

---

---

---

---

---

GREAT JOB! Color a star for each letter you wrote:



SEE THIS:

ઝ

EXAMPLE WORD:

ઝરણું

(stream)

Starts with letter

ઝ

STEP 1 — TRACE THE LIGHT GRAY LETTERS:

ઝ

ઝ

ઝ

ઝ

ઝ

STEP 2 — WRITE THE LETTER YOURSELF IN EACH BOX:

|  |  |  |  |  |
|--|--|--|--|--|
|  |  |  |  |  |
|--|--|--|--|--|

STEP 3 — KEEP PRACTICING ON THE LINES:

|  |
|--|
|  |
|  |
|  |
|  |
|  |

GREAT JOB! Color a star for each letter you wrote:



SEE THIS:

ઞ

EXAMPLE WORD:

જ્ઞાન

(knowledge)

Starts with letter

ઞ

STEP 1 — TRACE THE LIGHT GRAY LETTERS:



STEP 2 — WRITE THE LETTER YOURSELF IN EACH BOX:

|  |  |  |  |  |
|--|--|--|--|--|
|  |  |  |  |  |
|--|--|--|--|--|

STEP 3 — KEEP PRACTICING ON THE LINES:

---



---



---



---



---



---

GREAT JOB! Color a star for each letter you wrote:



ॡ-ॡॡॡ

Ta Varga (retroflex)

ॡ ॡ ॡ ॡ ॡ

5 letters in this group

SEE THIS:

૨

EXAMPLE WORD:


ટપાલી

(postman)

Starts with letter

૨

STEP 1 — TRACE THE LIGHT GRAY LETTERS:



STEP 2 — WRITE THE LETTER YOURSELF IN EACH BOX:

|  |  |  |  |  |
|--|--|--|--|--|
|  |  |  |  |  |
|--|--|--|--|--|

STEP 3 — KEEP PRACTICING ON THE LINES:

---



---



---



---



---



---

GREAT JOB! Color a star for each letter you wrote:



SEE THIS:



EXAMPLE WORD:

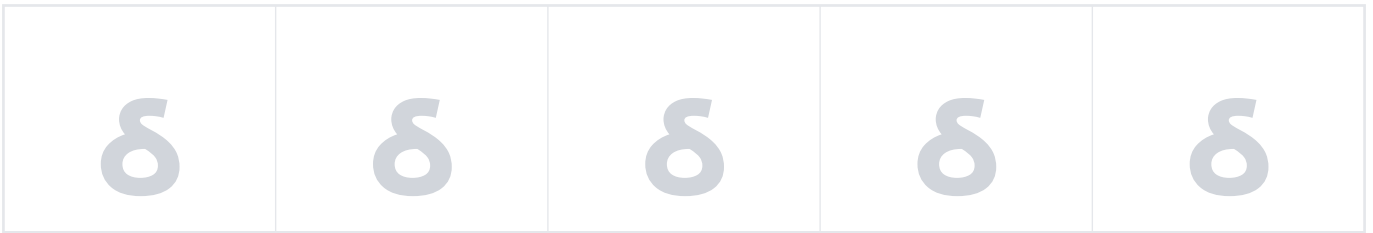


(cold)


Starts with letter




STEP 1 — TRACE THE LIGHT GRAY LETTERS:



STEP 2 — WRITE THE LETTER YOURSELF IN EACH BOX:



STEP 3 — KEEP PRACTICING ON THE LINES:



GREAT JOB! Color a star for each letter you wrote:



SEE THIS:

S

EXAMPLE WORD:

ડમરુ

(damaru)

Starts with letter

S

STEP 1 — TRACE THE LIGHT GRAY LETTERS:

S

S

S

S

S

STEP 2 — WRITE THE LETTER YOURSELF IN EACH BOX:

|  |  |  |  |  |
|--|--|--|--|--|
|  |  |  |  |  |
|--|--|--|--|--|

STEP 3 — KEEP PRACTICING ON THE LINES:

---



---



---



---



---



---

GREAT JOB! Color a star for each letter you wrote:



SEE THIS:

ૢ

EXAMPLE WORD:

ઢોલ

(drum)

Starts with letter

ૢ

STEP 1 — TRACE THE LIGHT GRAY LETTERS:

ૢ

ૢ

ૢ

ૢ

ૢ

STEP 2 — WRITE THE LETTER YOURSELF IN EACH BOX:

|  |  |  |  |  |
|--|--|--|--|--|
|  |  |  |  |  |
|--|--|--|--|--|

STEP 3 — KEEP PRACTICING ON THE LINES:

---



---



---



---



---



---

GREAT JOB! Color a star for each letter you wrote:



SEE THIS:

EXAMPLE WORD:

બાણ

(arrow)

Starts with letter

ણ

STEP 1 — TRACE THE LIGHT GRAY LETTERS:



STEP 2 — WRITE THE LETTER YOURSELF IN EACH BOX:

|  |  |  |  |  |
|--|--|--|--|--|
|  |  |  |  |  |
|--|--|--|--|--|

STEP 3 — KEEP PRACTICING ON THE LINES:

---



---



---



---



---



---

GREAT JOB! Color a star for each letter you wrote:



त-वर्ग

Ta Varga (dental)

त थ द ध न

5 letters in this group

SEE THIS:

ત

EXAMPLE WORD:


તરબૂચ

(watermelon)


Starts with letter

ત


STEP 1 — TRACE THE LIGHT GRAY LETTERS:



STEP 2 — WRITE THE LETTER YOURSELF IN EACH BOX:



STEP 3 — KEEP PRACTICING ON THE LINES:



GREAT JOB! Color a star for each letter you wrote:



SEE THIS:

થ

EXAMPLE WORD:

થાળી

(plate)

Starts with letter

થ

STEP 1 — TRACE THE LIGHT GRAY LETTERS:



STEP 2 — WRITE THE LETTER YOURSELF IN EACH BOX:

|  |  |  |  |  |
|--|--|--|--|--|
|  |  |  |  |  |
|--|--|--|--|--|

STEP 3 — KEEP PRACTICING ON THE LINES:

Blank handwriting lines for practice.

GREAT JOB! Color a star for each letter you wrote:



SEE THIS:

૬

EXAMPLE WORD:

૬૧૬૧

(grandfather)


Starts with letter

૬


STEP 1 — TRACE THE LIGHT GRAY LETTERS:



STEP 2 — WRITE THE LETTER YOURSELF IN EACH BOX:



STEP 3 — KEEP PRACTICING ON THE LINES:



GREAT JOB! Color a star for each letter you wrote:



SEE THIS:

ધ

EXAMPLE WORD:

ધનુષ

(bow)

Starts with letter

ધ

STEP 1 — TRACE THE LIGHT GRAY LETTERS:

ધ

ધ

ધ

ધ

ધ

STEP 2 — WRITE THE LETTER YOURSELF IN EACH BOX:

|  |  |  |  |  |
|--|--|--|--|--|
|  |  |  |  |  |
|--|--|--|--|--|

STEP 3 — KEEP PRACTICING ON THE LINES:

---



---



---



---



---



---

GREAT JOB! Color a star for each letter you wrote:



SEE THIS:



EXAMPLE WORD:

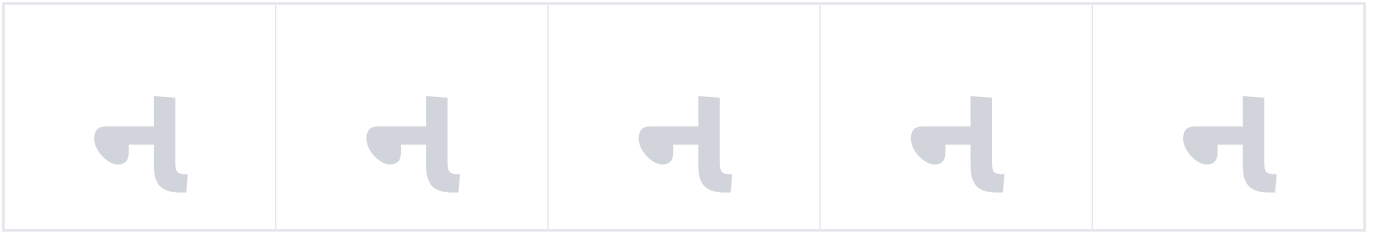


(river)

Starts with letter




STEP 1 — TRACE THE LIGHT GRAY LETTERS:



STEP 2 — WRITE THE LETTER YOURSELF IN EACH BOX:



STEP 3 — KEEP PRACTICING ON THE LINES:



GREAT JOB! Color a star for each letter you wrote:



ਪ-ਵਰ੍ਗ

Pa Varga

ਪ ਝ ਞ ਮ ਮ

5 letters in this group

SEE THIS:



EXAMPLE WORD:


પોપટ

(parrot)

Starts with letter




STEP 1 — TRACE THE LIGHT GRAY LETTERS:



STEP 2 — WRITE THE LETTER YOURSELF IN EACH BOX:



STEP 3 — KEEP PRACTICING ON THE LINES:



GREAT JOB! Color a star for each letter you wrote:



SEE THIS:



EXAMPLE WORD:




(flower)

Starts with letter



STEP 1 — TRACE THE LIGHT GRAY LETTERS:



STEP 2 — WRITE THE LETTER YOURSELF IN EACH BOX:

|  |  |  |  |  |
|--|--|--|--|--|
|  |  |  |  |  |
|--|--|--|--|--|

STEP 3 — KEEP PRACTICING ON THE LINES:

Handwriting practice lines consisting of solid top and bottom lines with a dashed middle line.

GREAT JOB! Color a star for each letter you wrote:



SEE THIS:

બ

EXAMPLE WORD:


બકરી

(goat)

Starts with letter

બ

STEP 1 — TRACE THE LIGHT GRAY LETTERS:



STEP 2 — WRITE THE LETTER YOURSELF IN EACH BOX:

|  |  |  |  |  |
|--|--|--|--|--|
|  |  |  |  |  |
|--|--|--|--|--|

STEP 3 — KEEP PRACTICING ON THE LINES:

---

---

---

---

---

---

---

---

GREAT JOB! Color a star for each letter you wrote:



SEE THIS:

ભ

EXAMPLE WORD:

ભમરો

(bumblebee)

Starts with letter

ભ

STEP 1 — TRACE THE LIGHT GRAY LETTERS:



STEP 2 — WRITE THE LETTER YOURSELF IN EACH BOX:

|  |  |  |  |  |
|--|--|--|--|--|
|  |  |  |  |  |
|--|--|--|--|--|

STEP 3 — KEEP PRACTICING ON THE LINES:

---



---



---



---



---



---

GREAT JOB! Color a star for each letter you wrote:



SEE THIS:

મ

EXAMPLE WORD:

મોર

(peacock)

Starts with letter

મ

STEP 1 — TRACE THE LIGHT GRAY LETTERS:

મ

મ

મ

મ

મ

STEP 2 — WRITE THE LETTER YOURSELF IN EACH BOX:

|  |  |  |  |  |
|--|--|--|--|--|
|  |  |  |  |  |
|--|--|--|--|--|

STEP 3 — KEEP PRACTICING ON THE LINES:

\_\_\_\_\_

-----

\_\_\_\_\_

-----

\_\_\_\_\_

-----

GREAT JOB! Color a star for each letter you wrote:



अंतःस्थ

Antahstha

य र ल व

4 letters in this group

SEE THIS:

ય

EXAMPLE WORD:

યમુના

(Yamuna river)

Starts with letter

ય

STEP 1 — TRACE THE LIGHT GRAY LETTERS:

ય

ય

ય

ય

ય

STEP 2 — WRITE THE LETTER YOURSELF IN EACH BOX:

|  |  |  |  |  |
|--|--|--|--|--|
|  |  |  |  |  |
|--|--|--|--|--|

STEP 3 — KEEP PRACTICING ON THE LINES:

\_\_\_\_\_

\_\_\_\_\_

\_\_\_\_\_

\_\_\_\_\_

GREAT JOB! Color a star for each letter you wrote:



SEE THIS:

૨

EXAMPLE WORD:

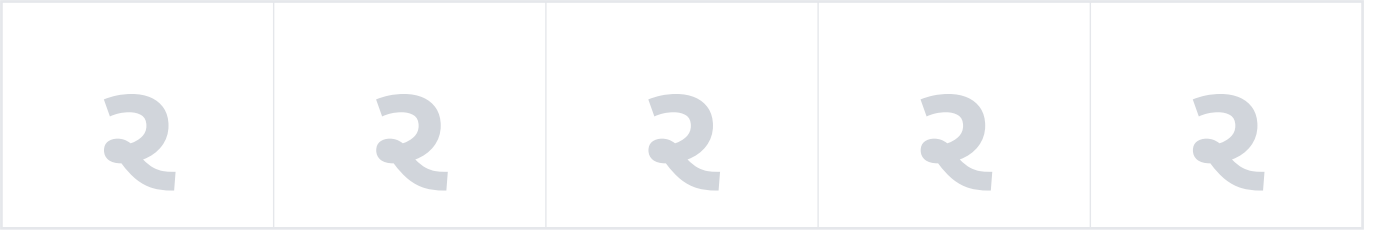
રીંગણ

(brinjal)

Starts with letter

૨

STEP 1 — TRACE THE LIGHT GRAY LETTERS:



STEP 2 — WRITE THE LETTER YOURSELF IN EACH BOX:

|  |  |  |  |  |
|--|--|--|--|--|
|  |  |  |  |  |
|--|--|--|--|--|

STEP 3 — KEEP PRACTICING ON THE LINES:

Handwriting practice lines consisting of solid top and bottom lines with a dashed middle line, repeated twice.

GREAT JOB! Color a star for each letter you wrote:



SEE THIS:

લ

EXAMPLE WORD:

લીબુ

(lemon)

Starts with letter

લ

STEP 1 — TRACE THE LIGHT GRAY LETTERS:



STEP 2 — WRITE THE LETTER YOURSELF IN EACH BOX:

|  |  |  |  |  |
|--|--|--|--|--|
|  |  |  |  |  |
|--|--|--|--|--|

STEP 3 — KEEP PRACTICING ON THE LINES:

---



---



---



---



---



---

GREAT JOB! Color a star for each letter you wrote:



SEE THIS:

વ

EXAMPLE WORD:


વાઘ

(tiger)


Starts with letter

વ


STEP 1 — TRACE THE LIGHT GRAY LETTERS:



STEP 2 — WRITE THE LETTER YOURSELF IN EACH BOX:



STEP 3 — KEEP PRACTICING ON THE LINES:



GREAT JOB! Color a star for each letter you wrote:



ଉଷ୍ମାକ୍ଷର

Ushmaakshar

ଶ ଷ ସ୍

3 letters in this group

SEE THIS:

# શ

EXAMPLE WORD:

# શાક

(vegetable)

Starts with letter

# શ

**STEP 1 — TRACE THE LIGHT GRAY LETTERS:**

શ

શ

શ

શ

શ

**STEP 2 — WRITE THE LETTER YOURSELF IN EACH BOX:**

|  |  |  |  |  |
|--|--|--|--|--|
|  |  |  |  |  |
|--|--|--|--|--|

**STEP 3 — KEEP PRACTICING ON THE LINES:**

\_\_\_\_\_

-----

\_\_\_\_\_

-----

\_\_\_\_\_

-----

**GREAT JOB! Color a star for each letter you wrote:**



SEE THIS:

ષ

EXAMPLE WORD:


ષટ્કોણ

(hexagon)

Starts with letter

ષ

STEP 1 — TRACE THE LIGHT GRAY LETTERS:



STEP 2 — WRITE THE LETTER YOURSELF IN EACH BOX:

|  |  |  |  |  |
|--|--|--|--|--|
|  |  |  |  |  |
|--|--|--|--|--|

STEP 3 — KEEP PRACTICING ON THE LINES:

---



---



---



---



---



---

GREAT JOB! Color a star for each letter you wrote:



SEE THIS:

સ

EXAMPLE WORD:

સફરજન

(apple)

Starts with letter

સ

STEP 1 — TRACE THE LIGHT GRAY LETTERS:



STEP 2 — WRITE THE LETTER YOURSELF IN EACH BOX:

|  |  |  |  |  |
|--|--|--|--|--|
|  |  |  |  |  |
|--|--|--|--|--|

STEP 3 — KEEP PRACTICING ON THE LINES:

Blank handwriting lines for practicing the letter 'સ'.

GREAT JOB! Color a star for each letter you wrote:



ਖਾਸ

**Khaas (Special)**

ੳ ੴ

2 letters in this group

SEE THIS:



EXAMPLE WORD:


હાથી

(elephant)


Starts with letter




STEP 1 — TRACE THE LIGHT GRAY LETTERS:



STEP 2 — WRITE THE LETTER YOURSELF IN EACH BOX:



STEP 3 — KEEP PRACTICING ON THE LINES:



GREAT JOB! Color a star for each letter you wrote:



SEE THIS:

૩

EXAMPLE WORD:


બાલક

(child)

Starts with letter

૩


STEP 1 — TRACE THE LIGHT GRAY LETTERS:



STEP 2 — WRITE THE LETTER YOURSELF IN EACH BOX:



STEP 3 — KEEP PRACTICING ON THE LINES:



GREAT JOB! Color a star for each letter you wrote:



જોડાકષર

Jodakshar (Conjuncts)

કષ્ જ્ઞ્ શ્

3 letters in this group

SEE THIS:

ક્ર્ષ

EXAMPLE WORD:

ક્ર્ષત્રયિ

(warrior)

Starts with letter

ક્ર્ષ

STEP 1 — TRACE THE LIGHT GRAY LETTERS:



STEP 2 — WRITE THE LETTER YOURSELF IN EACH BOX:

|  |  |  |  |  |
|--|--|--|--|--|
|  |  |  |  |  |
|--|--|--|--|--|

STEP 3 — KEEP PRACTICING ON THE LINES:

---



---



---



---



---



---

GREAT JOB! Color a star for each letter you wrote:



SEE THIS:

જ્ઞ

EXAMPLE WORD:

જ્ઞાન

(knowledge)

Starts with letter

જ્ઞ

STEP 1 — TRACE THE LIGHT GRAY LETTERS:



STEP 2 — WRITE THE LETTER YOURSELF IN EACH BOX:

|  |  |  |  |  |
|--|--|--|--|--|
|  |  |  |  |  |
|--|--|--|--|--|

STEP 3 — KEEP PRACTICING ON THE LINES:

Handwriting practice lines consisting of solid top and bottom lines with a dashed middle line.

GREAT JOB! Color a star for each letter you wrote:



SEE THIS:

શ્ર

EXAMPLE WORD:

શ્રી

(honorific)

Starts with letter

શ્ર

STEP 1 — TRACE THE LIGHT GRAY LETTERS:

શ્ર

શ્ર

શ્ર

શ્ર

શ્ર

STEP 2 — WRITE THE LETTER YOURSELF IN EACH BOX:

|  |  |  |  |  |
|--|--|--|--|--|
|  |  |  |  |  |
|--|--|--|--|--|

STEP 3 — KEEP PRACTICING ON THE LINES:

---



---



---



---



---



---

GREAT JOB! Color a star for each letter you wrote:

